

Performance Comparison of Different HEPs

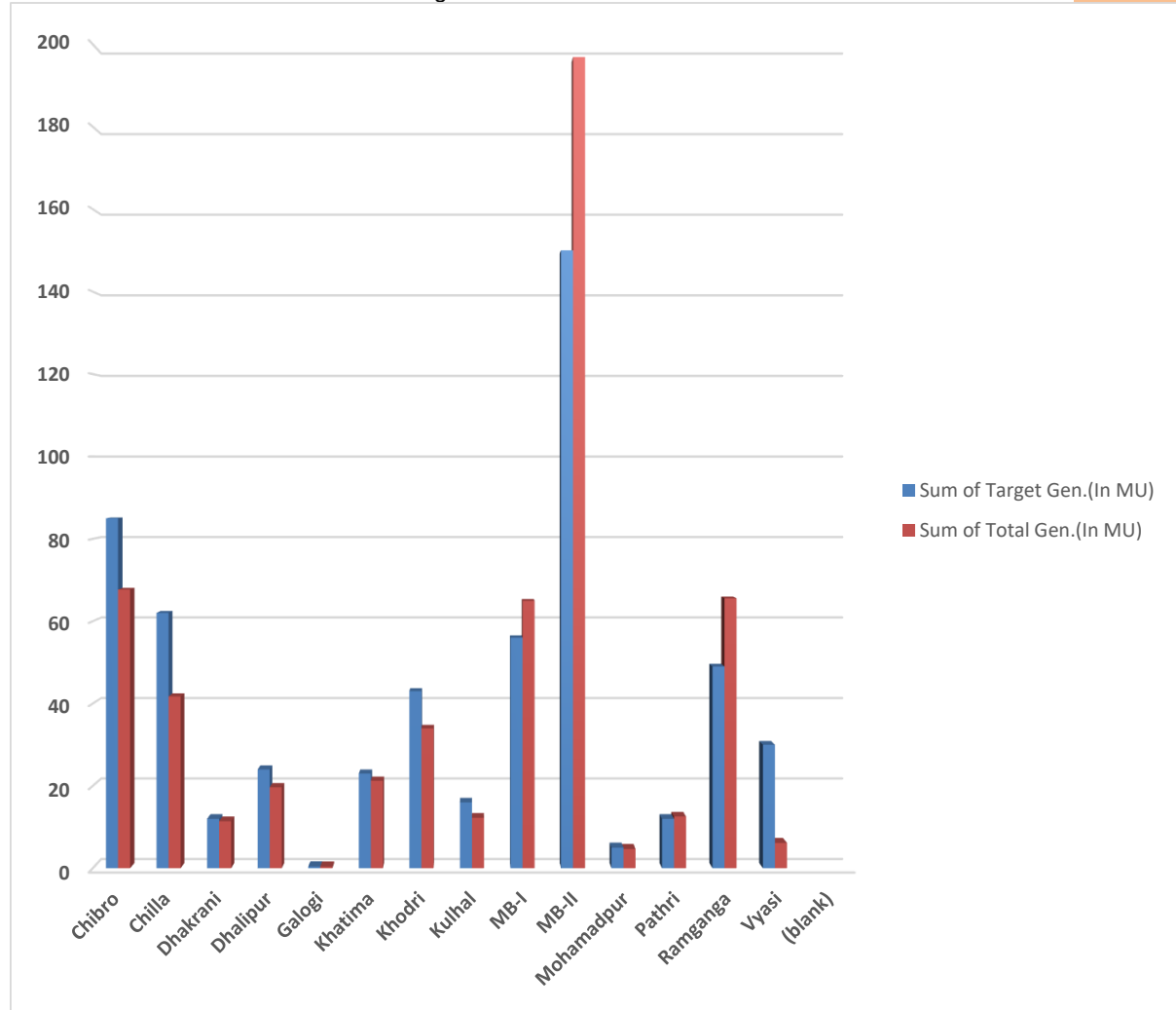
Name of HEP	Generation In MU	Target In MU	Generation Loss MU	PAFAM in %	NAPAF in % As specified by UERC	Net Export	Transformation loss in MWh	Aux Consumption +Transformation Loss in MWh	Forced Outage in Hrs	Remarks
Chibro	67.686	85.000	0.000	0.00	65.06	66875.222	624.000000	1023.528450	62:42	
Khodri	33.966	43.000	0.000	0.00	57.23	33215.780	163.000000	377.054400		
Dhakrani	11.423	12.000	0.527	0.00	66.17	9454.911	136.000000	189.550400	0:50	
Dhalipur	19.659	24.000	0.496	0.00	61.07	19356.834	280.000000	291.570400	6:45	
Kulhal	12.261	16.000	0.320	0.00	65.00	12101.486	97.000000	130.879700	280:00	
Chilla	41.732	62.000	14.912	0.00	74.00	41157.522	424.000000	512.628800	34:23	
Pathri	12.565	12.000	0.056	0.00	0.00	12309.036	121.000000	256.497000	0:38	
Mohamadpur	4.688	5.000	0.130	0.00	0.00	4580.910	53.000000	107.094000	0:45	
Ranganga	65.555	49.000	0.000	0.00	16.00	65162.820	439.000000	540.358000	192:49	
Khatima	21.251	23.000	0.085	0.00	69.30	20701.580	11.000000	153.740000	7:23	
MB-I	64.948	56.000	0.822	0.00	79.00	64091.495	332.000000	694.656000	2:53	
MB-II	196.884	150.000	0.000	0.00	76.00	195602.347	658.000000	1259.160000	38:04	
Galogi	0.376	0.400	0.030	0.00	0.00	370.200	0.000000	6.120000	17:00	
Vyasi	6.149	30.000	0.000	0.00	0.00	6034.980	8.400000	117.800060		

UJVN Limited

June 2024

Plant Name	Data	
	Sum of Target Gen.(In MU)	Sum of Total Gen.(In MU)
Chibro	85	67.686245
Chilla	62	41.732
Dhakrani	12	11.4234
Dhalipur	24	19.65912
Galogi	0.4	0.37633
Khatima	23	21.251
Khodri	43	33.96658
Kulhal	16	12.2616
MB-I	56	64.9482
MB-II	150	196.884
Mohamadpur	5	4.688199
Pathri	12	12.565422
Ramganga	49	65.555
Vyasi	30	6.14978
(blank)		
Grand Total	567.4	559.146876

Generation v/s Target



MIS

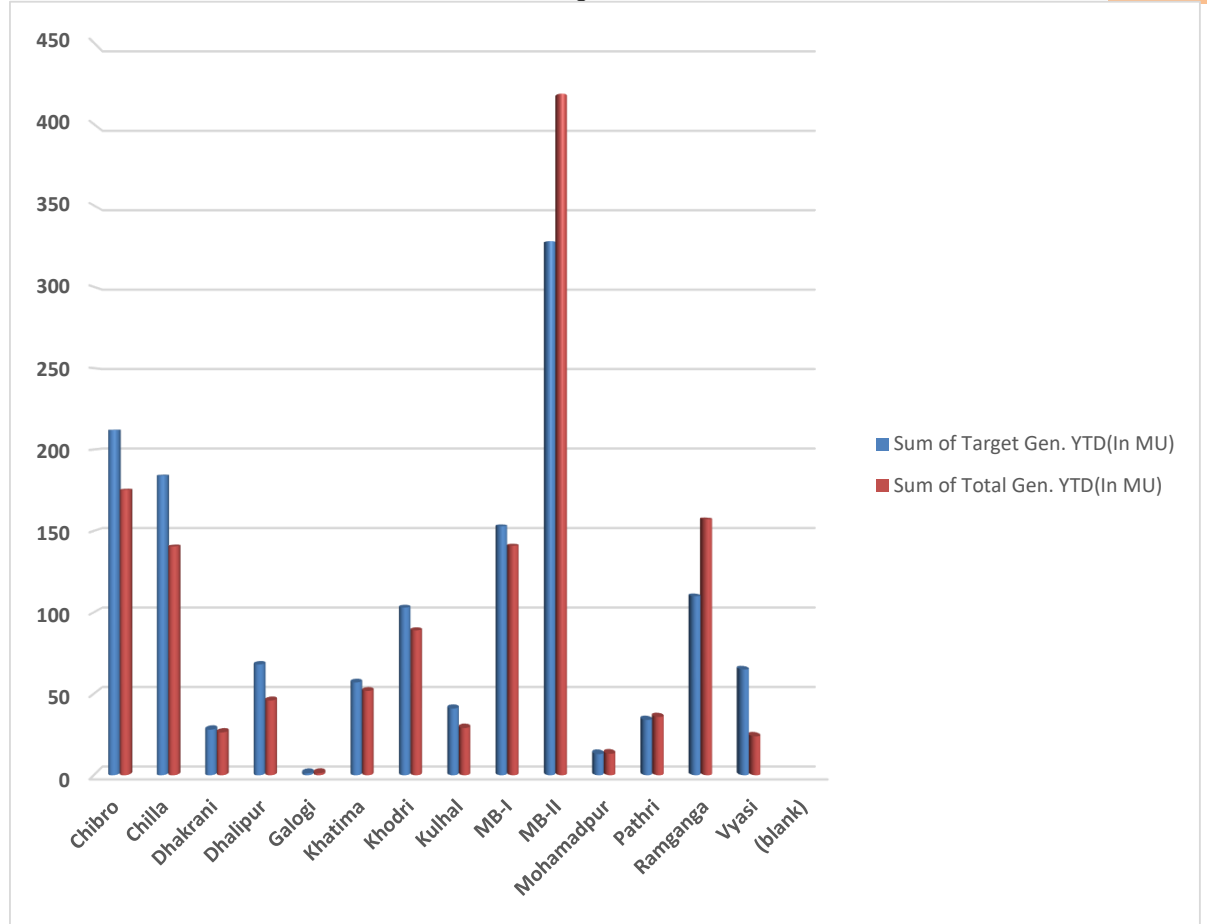
UJVN Limited

June 2024

Data		
Plant Name	Sum of Target Gen. YTD(In MU)	Sum of Total Gen. YTD(In MU)
Chibro	212	175.258096
Chilla	184	140.497
Dhakrani	28	26.2832
Dhalipur	68	45.92616
Galogi	1.2	1.25084
Khatima	57	51.784
Khodri	103	88.96522
Kulhal	41	29.06502
MB-I	153	140.974836
MB-II	328	418.618
Mohamadpur	13	13.244027
Pathri	34	35.8542
Ramganga	110	157.302
Vyasi	65	23.875
(blank)		
Grand Total	1397.2	1348.897599

Generation Generation v/s Target

MIS



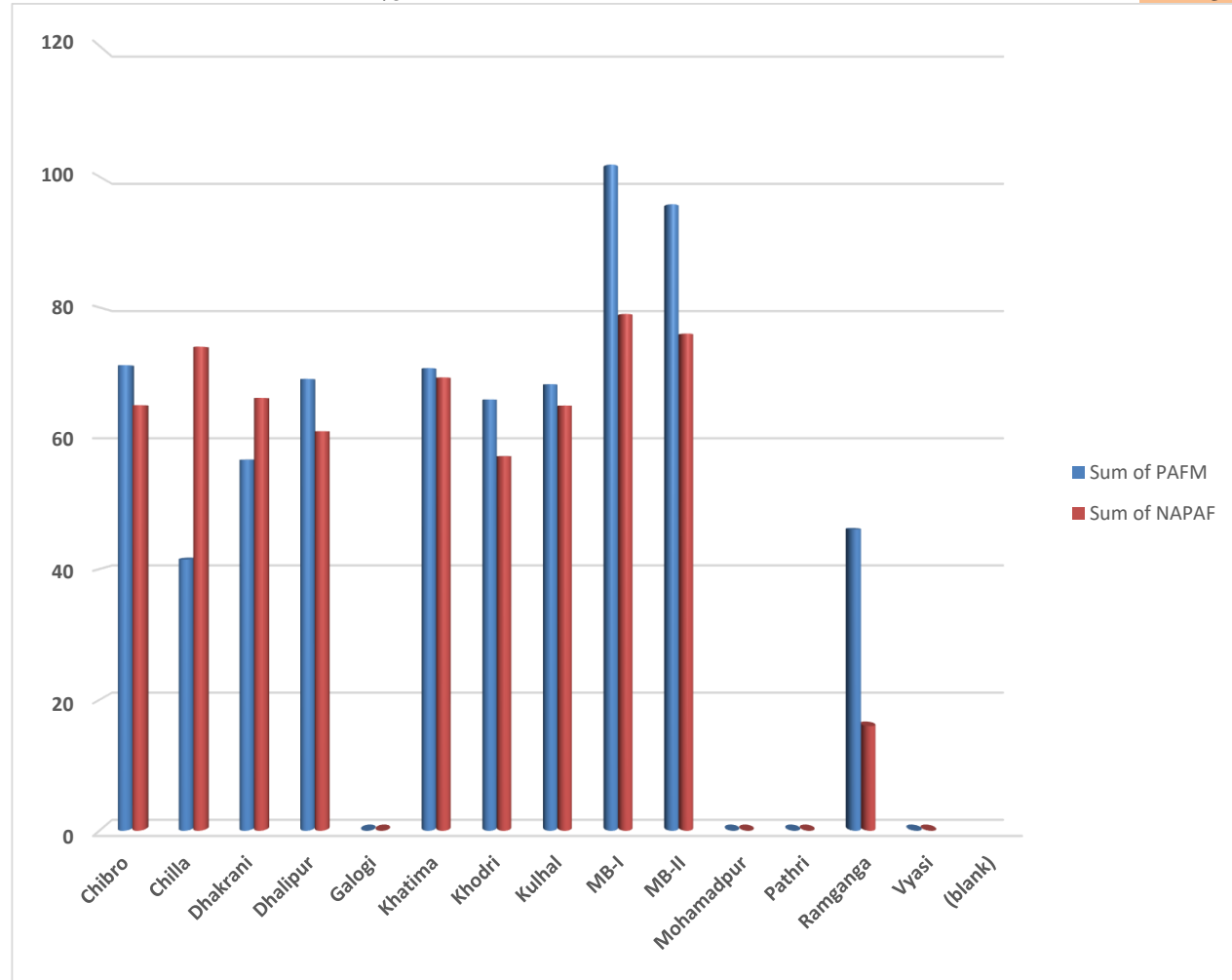
UJVN Limited

June 2024

Plant Name	Data	
	Sum of PAFM	Sum of NAPAF
Chibro	71.181	65.06
Chilla	41.461	74
Dhakrani	56.693	66.17
Dhalipur	69.083	61.07
Galogi	0	0
Khatima	70.727	69.3
Khodri	65.935	57.23
Kulhal	68.262	65
MB-I	101.833	79
MB-II	95.768	76
Mohamadpur	0	0
Pathri	0	0
Ramganga	46.067	16
Vyasi	0	0
(blank)		
Grand Total	687.01	628.83

PAFM v/s NAPAF

MIS



UJVN Limited