

## UJVNL Schedule of Rates (SOR) FY 2024-25.

A committee was constituted vide Office Memorandum No. M-1404/UJVNL/02/Director Operations/D(O)/B-8 dated 22/12/2023 to identify the common items of capital nature/normal (O&M) and preparing Schedule of Rates for F.Y. 2024-25. The Schedule of Rates (SOR) of UJVNL for 2024-25 is submitted hereby for approval by competent authority.

### Methodology adopted for the preparation of the Schedule of Rates:

In order to arrive at the rates for the items in the Schedule of Rates, the following methodology was adopted: Rates prevalent in following utilities documented formally has been taken as reference.

1	Previous Year schedule of rates and previous PO of UJVNL Ltd.
2	Schedule of rates of Power Transmission Corporation of Uttarakhand, Ltd.
3	Schedule of rates of Power Grid Corporation of India Ltd.
4	Central Public works Department, Delhi Schedule of Rates, 2022 for Electrical Works.
5	Ordered values against bid rates received in various open tenders/PO of UJVNL.
6	Central Public works Department, Uttarakhand for labour rates.
7	Various Orders of Central Public Works Department.
8	In case of items/equipment for which latest rates are not available, the value applicable on the SOR 2022-23 has been increased by 4%.
9	The rate of materials like Transformer Oil/ Turbine Oil are very volatile in nature. So, the rate of these material will be taken from current market rate for tendering purpose.
10	If in case some material and work rate is not mentioned in UJVNL SOR then please use the rate of CPWD, PWD, SJVNL, BHEL, THDC, PGCIL and NHPC SOR as a base rate.

H. Anurag

**Estimation of Labour/Erection Rates:**

In order to prepare estimate of the service/erection charges for labour component, labour rate as issues by Department of CPWD, Delhi and Ministry of Labor rate for FY 2024-25 will be as following:

**Schedule of Rates for the FY 2024-25**

**Labour Rate**

S.No	Description	Unit	Rate (₹)
1	Wireman	Day	806
2	Cable jointer	Day	806
3	Lineman	Day	806
4	Fitter, Grade 1	Day	806
5	Fitter, Grade 2	Day	734
6	Painter	Day	734
7	Khallasi	Day	663
8	Carpenter, Grade 1	Day	806
9	Blacksmiths, Grade 2	Day	734
10	Mason, Grade 2	Day	734
11	Stone Chiseler	Day	734
12	Beldar/coolie	Day	663
13	Mate	Day	663
14	Engineer	Day	1500
15	Highly Skilled	Day	876
16	Electrician	Day	806
17	Electronic Technician	Day	806
18	Technician	Day	806
19	Software Engineer	Day	2100
20	Hire charges for 5 ton truck	Day	4000
21	Hire charges for compressor and spray gun	Day	350
22	Drilling holes	Each	6
23	Solder jointing	Each	12
24	Welding charges	MM	0.5
25	Welder	Day	806

\*The above labour rates will not be applicable for long term hiring contracts. Other methods as prevailing in UJVNI, shall be used for annual maintenance contracts.

d:    

**Methodology for framing of estimates:**

File No. 1/8(3)/2023—L.S. II Government of India  
 Ministry of Labour & Employment Office of the Chief Labour Commissioner(C)  
 New Delhi  
 ORDER Dated 26/ 9/ 2023

The rates of Variable Dearness Allowance for employees employed in CONSTRUCTION OR MAINTENANCE OF ROADS OR RUNWAYS OR IN BUILDING OPERATIONS INCLUDING LAYING DOWN UNDERGROUND ELECTRIC, WIRELESS, RADIO, TELEVISION, TELEPHONE, TELEGRAPH AND OVERSEAS COMMUNICATION CABLES AND SIMILAR OTHER UNDERGROUND CABLING WORK, ELECTRIC LINES, WATER SUPPLY LINES AND SEWERAGE PIPE LINES.

	Category of worker		
	A	B	C
Unskilled	228	191	154
Semi-Skilled / Unskilled Supervisory	253	215	179
Skilled / Clerical	278	253	215
Highly Skilled	299	278	253

Therefore the minimum rates of wages showing the basic rates and Variable Dearness Allowance payable w.e.f. 01. 10. 2023 will be as under: -

	Category of worker		
	A Area	B Area	C Area
Unskilled	523+228=751	437+ 191=628	350+ 154=504
Semi- Skilled / Unskilled Supervisory	579+253=832	494+ 215=709	410+ 179= 589
Skilled/ Clerical	637+278=915	579+253=832	494+ 215=709
Highly Skilled	693+299=992	637+278=915	579+253=832

RATES OF V.D.A. FOR EMPLOYEES EMPLOYED IN Employment of Sweeping and Cleaning excluding activities prohibited under the Employment of Manual Scavengers.

AREA	RATES OF V.D.A. PER DAY in Rs.
A	228
B	191
C	154


 Ch.  3  H. Anandhi

Therefore the minimum rates of wages showing the basic rates and Variable Dearness Allowance payable w.e.f. 01.10.2023 will be as under :-

AREA	RATES OF WAGES PLUS V.D. A PER DAY		
	Basic Wages (Rs.)	V. D.A (Rs.)	Total (Rs.)
A	523	228	751
B	437	191	628
C	350	154	504

RATES OF V.D.A. for employees employed in WATCH & WARD (without arms) shall be as under :-

AREA	RATES OF V.D.A. PER DAY (in Rs.)
A	278
B	253
C	215

Therefore, the minimum rates of wages showing the basic rates and Variable Dearness Allowance payable w.e.f 01.10.2023 to employees employed in WATCH AND WARD (without arms) shall be as under:-

AREA	RATES OF WAGES PLUS V.D. A PER DAY		
	Basic Wages (Rs.)	V. D.A (Rs.)	Total (Rs.)
A	637	278	915
B	579	253	832
C	494	215	709

RATES OF V.D.A. for employees employed in WATCH AND WARD (with arms) shall be as under:-

AREA	RATES OF V.D.A. PER DAY (in Rs.)
A	299
B	278
C	253

Therefore, the minimum rates of wages showing the basic rates and Variable Dearness Allowance payable w.e. f. 01. 10. 2023 to employees employed in WATCH AND WARD (with arms) shall be as under:-

AREA	RATES OF WAGES PLUS V.D. A PER DAY		
	Basic Wages (Rs.)	V. D.A (Rs.)	Total (Rs.)
A	693	299	992
B	637	278	915
C	579	253	832

Handwritten signatures and initials are present at the bottom of the page, including a large signature on the left and several smaller initials and marks on the right.

Note:- Area categorisation for Uttarakhand- No area in A category in Uttarakhand, Area for B category are- all urban areas of Dehradun, Mussoorie, Pauri, Nainital and Ranikhet, Area for C category are- All district Headquarters, Kashipur, Rudrapur, Haldwani, Kathgodam, Roorkee, Bhawali, Chakrata, Mukteswar, Kotdwar, Rishikesh, Dugadda, Srinagar and all Rural areas.

The Schedule of rates are exclusive of Goods & Services Tax(GST) and F.O.R. Roorkee/Haridwar/Rishikesh/Vikasnagar.

-Hire charges:- These basic charges include cost of services of operating staff and supply of lubricating oil and diesel.

-In case of any discrepancies/confusion of rates between two entity or group, lowest rates among them will prevail.

-The rates for estimation of works is taken for plain terrain. For framing service/erection rates at various locations of Uttarakhand, the CPWD order no. 22(1)/Cost Index dated 08/06/2017.

S. No	Place Name	Cost Index as per 01/04/2017 (DPAE) - 2012	मूल्य सूचकांक जगू लोके ललल
1	Dehradun	132	01.04.2017
2	Mussoorie	144	01.04.2017
3	Chakrata	152	01.04.2017
4	Roorkee/Haridwar/Rishikesh	122	01.04.2017
5	Srinagar (Garhwal)	144	01.04.2017
6	Gouchar	156	01.04.2017
7	Pauri (Garhwal)	155	01.04.2017
8	Gwaldam/Binatoli	165	01.04.2017
9	Gopeshwar/Pipalkoti/Chamoli/Ghat	162	01.04.2017
10	Sunil (Joshimath)	170	01.04.2017
11	Auli	182	01.04.2017
12	Badrinath/Mana	188	01.04.2017
13	Chinyahsaur	147	01.04.2017
14	Matli/Uttarkashi	151	01.04.2017
15	Mahidanda/Tekhla	158	01.04.2017
16	Purola	156	01.04.2017
17	New Tehri	150	01.04.2017
18	Rajgarhi	160	01.04.2017
19	Devprayag	146	01.04.2017

The rates for estimation of works is taken for plain terrain. For framing service/erection rates at various locations of Uttarakhand, the CPWD order no. 22(1)/Cost Index dated 08/06/2017 shall prevail.

CA

*[Signature]*

*[Signature]*

*[Signature]*

H. Awasthi


S. No	Place Name	Cost Index 01.04.2017 व परिणत on DPAR- 2012
1	Haldwani/Haldichaur/Kathgodam	122
2	Rudrapur	123
3	Kashipur	122
4	Niglat/Bhowali	132
5	Bhimtal	130
6	Nainital/Khurpatal	135
7	Areg Nainital/Devasthal	139
8	Mukteshwar	141
9	Almora/Ranikhet/Kosi/Katarmal	142
10	Khatima/Tanakpur/Banbasa/Sunder Nagar/Narayan Nagar/Dhanush Pul/Gorigoth	122
11	Champawat/Lohaghat	136
12	Munsiyari	156
13	Gothi/Dharchula	154
14	Mithri/Didighat/Jauljibi	149
15	Pithoragarh	142
16	Gunji	442
17	Sitarganj	122

- Labour rates are exclusive of contractor's profit, overheads and are inclusive of days for weekly day of rest.

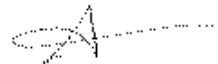
15% of estimation shall be considered for Contractor's profit and overheads as per prevailing standard followed by CPWD.

In case of uncommon/customized/proprietary nature items not included into this Schedule of Rates, the committee suggests to use prevailing methodology with a reasonable approach i.e. market rates, quotation based rates, budgetary offers etc. in UJVNL for estimation of rates.

ok

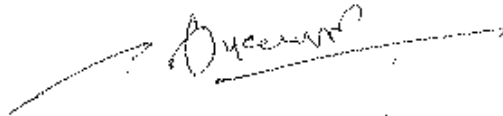









The rates mentioned in this Schedule of Rates(SOR) of UJVNI. for 2024-25 are indicative and will be used for budgetary purpose and for framing departmental estimates after approval of Proposed SOR by competent authority.



**Chandra Shekhar Purohit,  
Sr. Account  
Officer(LVP)**




**Amit Ranjan, Executive  
Engineer (Galogi Complex),  
Dehradun**



**Digvijay Singh,  
General Manager (Design),  
Dehradun**



**A.K Singh,  
General Manager,  
(Bhagirathi Valley)**



**Himanshu Awasthi,  
Executive Director (E.&M),  
Dehradun**

**Rate Schedule for AIS Equipment for FY 2024-25**

S.No	Item Name And Specification	Supply		Erection/work	
		Unit	Unit Rate (in Rs.)	Unit	Unit Rate (in Rs.)
<b>1</b>	<b>Circuit Breakers</b>				
1.1	245 kV, 1250A, 40kA , Circuit Breaker (3-phase)with support struture, Accuracy Class-0.2S	No	1,839,423	Job	91,971
1.2	245 kV, 1600A, 40kA , Circuit Breaker (3-phase)with support struture, Accuracy Class-0.2S	No	1,839,423	Job	91,971
1.3	245 kV, 2000 A 40 kA gang opearted CB, Accuracy Class-0.2S	No	1,839,423	Job	91,971
1.4	145 kV, 2500A, 31.5kA Circuit Breakers (3Ph) with support structure , Accuracy Class-0.2S	No	773,166	Job	38,658
1.5	145 kV, 1600 A, 31.5kA Circuit Breakers (3Ph) with support structure , Accuracy Class-0.2S	No	773,166	Job	38,658
1.6	145 kV, 1250A, 31.5kA Circuit Breakers (3Ph) with support structure ,Accuracy Class-0.2S	No	773,166	Job	38,658
1.7	33 kV, 400A, 31.5kA 3 phase Circuit Breakers with support structure ,Accuracy Class-0.2S	No	658,849	Job	32,942
1.8	33 kV, 630A, 25 kA Circuit Breakers (3Ph) (along with support structure), Accuracy Class-0.2S	No	588,839	Job	29,442
1.9	33 kV, 1250A, 25kA,Circuit Breakers SF6(3Ph) (along with support structure) ,Accuracy Class-0.2S	No	588,839	Job	29,442
1.10	33 kV, 2000A, 25kA,Circuit Breakers SF6(3Ph) (along with support structure) ,Accuracy Class-0.2S	No	588,839	Job	29,442
<b>2</b>	<b>Isolators</b>				
2.1	245 kV 1600A 40 kA (3-phase) Double Break Isolator with one E/S	No	611,568	No	30,157

ok



2.2	245 kV 1600A 50 kA (3-phase) Double Break Isolator with one E/S	No	611,568	No	30,157
2.3	245 kV 1600A 40 kA (3-phase) Double Break Isolator with two E/S	No	726,432	No	30,502
2.4	245 kV 1600A 50 kA (3-phase) Double Break Isolator with two E/S	No	726,432	No	30,502
2.5	245 kV 1600A 40 kA (3-phase) Double Break Tandem Isolator without E/S	No	564,233	No	30,846
2.6	245kV , 1600A 40 kA, (3-phase) Tandem Isolator without E/S	No	564,233	No	30,846
2.7	245 kV 1600A 40 kA (3-phase) Double Break Beam mounted Isolator with out E/S	No	564,233	No	30,846
2.8	245 kV 2000A 40 kA (3-phase) Double Break Isolator without E/S, Accuracy Class-0.2S	No	749,382	No	26,991
2.9	245 kV 2000A 40 kA (3-phase) Double Break Isolator with one E/S	No	749,382	No	26,991
2.10	145kV , 1250A, 31.5 kA, (3-phase) Double Break Isolator with one E/S	No	579,637	No	46,784
2.11	145kV , 1250A, 31.5 kA, (3-phase) Double Break Isolator with two E/S	No	579,637	No	46,784
2.12	145kV , 1250A, 31.5 kA, (3-phase) Double Break Isolator with out E/S	No	289,783	No	33,746
2.13	145kV , 1250A, 31.5 kA, (3-phase) Double Break Isolator without E/S (Tandem)	No	345,882	No	34,380
2.14	145kV , 1600A, 31.5 kA, Double Break Isolator without E/S beam mounted	No	345,882	No	34,380
2.15	145kV , 1600A, 31.5 kA, (3-phase) Double Break) Isolator with one E/S	No	345,882	No	34,380
2.16	145kV , 1600A, 31.5 kA, (3-phase) Double Break Isolator with two E/S	No	401,982	No	34,380
2.17	145kV , 1600A, 31.5 kA, (3-phase) Double Break) Isolator without E/S Tandem ,Accuracy Class-0.2S	No	289,783	No	34,380
2.18	36 kV 400A,25 kA, (3-phase) Double Break Isolator with one E/S	No	133,491	No	3,790
2.19	36 kV 400A,25 kA, (3-phase) Double Break Isolator without E/S	No	133,491	No	3,790

Ch

*[Signature]*

90

*[Signature]*

H. Ananthi

2.20	36 kV 630A,25 kA, (3-phase) Double Break Isolator with one E/S	No	133,491	No	3,790
2.21	36 kV 630A,25 kA, (3-phase) Double Break Isolator without E/S	No	87,670	No	8,925
2.22	36 kV 1250A,25 kA, (3-phase) Double Break Isolator with one E/S	No	133,491	No	3,790
2.23	36 kV 1250A,25 kA, (3-phase) Double Break Isolator with two E/S	No	133,491	No	3,790
2.24	36 kV 1250A,25 kA, (3-phase) Double Break Isolator without E/S	No	87,670	No	3,790
2.25	36 kV 1250A,25 kA, (3-phase) Double Break Isolator without E/S Tandem	No	87,670	No	8,925
2.26	36 kV 1250A,25 kA, (3-phase) Double Break Isolator without E/S (Beam mounted)	No	87,670	No	8,925
2.27	36 kV 1600A,25 kA, (3-phase) Double Break Isolator without E/S Beam mounted	No	87,670	No	8,925
2.28	36 kV 2000A,25 kA, (3-phase) Double Break Isolator without E/S	No	87,670	No	8,925
3.0	<b>Current Transformers</b>				
3.1	245kV , 800A, 31.5kA 1 Phase Current Transformer with 120% extended Current rating, Accuracy Class-0.2S and No of Cores-05	No	529,810	No	26,491
3.2	245kV , 800A, 31.5kA 1 Phase Current Transformer with 150% extended Current rating, Accuracy Class-0.2S and No of Cores-05	No	538,910	No	26,946
3.3	245kV , 1600A, 40kA 1 Phase Current Transformer with 120% extended Current rating, Accuracy Class-0.2S and No of Cores-05	No	529,810	No	26,491
3.40	245kV , 1600A, 40kA 1 Phase Current Transformer with 150% extended Current rating, Accuracy Class-0.2S and No of Cores-05	No	538,910	No	26,946
3.5	145kV , 1200A , 31.5 kA 1 Phase Current Transformer with 120% extended Current rating, Accuracy Class-0.2S and No of Cores-05	No	452,251	No	22,613
3.6	145kV , 1000A , 31.5 kA 1 Phase Current Transformer with 120% extended Current rating, Accuracy Class-0.2S and No of Cores-05	No	452,251	No	22,613
3.7	145kV , 800A , 31.5 kA, 1 Phase Current Transformer with 120% extended Current rating	No	452,251	No	22,613

Ok

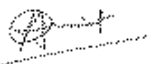
*[Handwritten signature]*

*[Handwritten mark]*

*[Handwritten mark]*

3.80	145kV , 600A , 31.5 kA, 1 Phase Current Transformer with 120% extended Current rating, Accuracy Class-0.2S and No of Cores-05	No	452,251	No	22,613
3.9	145kV , 300A , 31.5 kA, 1 Phase Current Transformer with 120% extended Current rating, Accuracy Class-0.2S and No of Cores-05	No	452,251	No	22,613
3.1	145kV , 150A , 31.5 kA, Current Transformer with 20% extended Current rating, Accuracy Class-0.2S and No of Cores-05	No	452,251	No	22,613
3.11	66 kV , CT Ratio 200 400/1/1/1/1	No	201,500	No	10,075
3.12	36kV , 400A , 25 kA, 1 Phase Current Transformer with 120% extended Current rating, Accuracy Class-0.2S and No of Cores-05	No	169,906	No	8,495
3.13	36kV , 600A , 25 kA, 1 Phase Current Transformer with 120% extended Current rating, Accuracy Class-0.2S and No of Cores-05	No	169,906	No	8,495
3.14	36kV , 800A , 25 kA, 1 Phase Current Transformer with 120% extended Current rating, Accuracy Class-0.2S and No of Cores-05	No	169,906	No	8,495
3.15	36kV , 1000A , 25 kA, 1 Phase Current Transformer with 120% extended Current rating, Accuracy Class-0.2S and No of Cores-05	No	169,906	No	8,495
3.16	11 kV CT (Resin Cast), Accuracy Class-0.2S and No of Cores-05	No	54,250	No.	7,632
4	<b>CVT/Potential Transformers</b>				
4.01	245kV , 4400pf Capacitive Voltage Transformer (1Ph), Accuracy Class-0.2S and No of Cores-05	No.	490251	No.	49,025
4.02	145kV , 4400pf Capacitive Voltage Transformer (1Ph.) , Accuracy Class-0.2S and No of Cores-05	No.	490251	No.	49,025
4.03	66kV , Transformer(1Ph.) , Accuracy Class-0.2S and No of Cores-04	No.	216000	No.	21,600
4.04	36kV , 1 Phase 33kV /110 volt single core outdoor type potential transformer, Accuracy Class-0.2S and No of Cores-05	No.	119506	No.	11,951

ak







H. Anurthi

4.05	11 kV PT Accuracy Class-0.2S and No of Cores-05	No.	50400	No.	5,040
5	<b>Surge Arrester/Lightning Arrester</b>				
5.01	245kV Surge Arrester	No.	103074	No.	20,615
5.02	145kV Surge Arrester	No.	64995.00	No.	12,999
5.03	66 kV Surge Arrester	No.	43120.00	No.	8,624
5.04	33kV Surge Arrester	No.	23119.60	No.	4,624
5.05	11 kV , Surge Arrester	No.	7730.80	No.	1,546

Rate Schedule for AIS Equipment for FY 2024-25					
S. No	Item Name And Specification	Supply		Erection/Work	
		UNIT	Unit Rate (in Rs.)	UNIT	Unit Rate (in Rs.)
6	<b>Relay Panels</b>				
6.01	Generator Protection relay panel	No.	4960000	No.	248,000
6.02	220 kV line protection panel(with automation)	No.	1025519.68	No.	51,276
6.03	220 kV Transformer protection panel (both HV and LV side) (with automation)	No.	1380821.84	No.	69,041
6.04	220 kV Bus protection panel (Single) (with automation)	No.	3681713.76	No.	184,086
6.05	Line current differential relay	No.	645801.92	No.	32,290
6.06	132 kV line protection panel(with automation)	No.	497589.68	No.	24,879
6.07	132 kV Transformer protection panel (both HV and LV side) (with automation)	No.	978120.68	No.	48,906
6.08	132 kV Bus protection panel (Single) (with automation)	No.	3681713.76	No.	184,086
6.09	33 kV protection panel Bus coupler	No.	535469.2	No.	26,773
6.10	33 kV Protection panel for bus transfer (with automation)	No.	535469.2	No.	26,773
6.11	33 kV Protection panel for transformer (with automation)	No.	586481.56	No.	29,324
7.00	<b>SF6 gas insulated bus coupler bay module</b>				
7.01	245 kV , 1600 A, 50kA , SF6 GIS bus coupler bay module	set	11407795.4	set	570389.77
7.02	245 kV , 2000 A, 50kA , SF6 GIS bus coupler bay module	set	11407795.4	set	570389.77
7.03	245 kV , 1600A, 40kA , SF6 GIS bus coupler bay module	set	11407795.4	set	570389.77
7.04	245 kV , 2000 A, 40kA , SF6 GIS bus coupler bay module	set	11407795.4	set	570389.77
7.05	245 kA . 1600 A, 50kA , SF6/Air Bushing for connecting GIS to AIS	set	184830.68	set	9241.534

ch.

*[Signature]*

13

*[Signature]*

H. Anwarthi

7.06	245 kA , 2000 A, 50kA , SF6/Air Bushing for connecting GIS to AIS	set	184830.68	set	9241.534
7.07	245 kA , 1600 A, 40kA , SF6/Air Bushing for connecting GIS to AIS	set	184830.68	set	9241.534
7.08	245 kA , 2000 A, 40kA , SF6/Air Bushing for connecting GIS to AIS	set	184830.68	set	9241.534
7.09	145 kV , 1600 A, 31.5 kA , SF6 GIS ICT feeder bay module	set	7470858.64	set	373542.93
7.10	145 kV , 1250 A, 31.5kA , SF6 GIS ICT feeder bay module	set	7470858.64	set	373542.93
7.11	145 kV , 800A, 31.5kA , SF6 GIS ICT feeder bay module	set	7470858.64	set	373542.93
7.12	145 kV , 600A, 31.5kA , SF6 GIS ICT feeder bay module	set	7470858.64	set	373542.93
7.13	145kV , 2000A, 31.5kA , SF6 GIS ICT feeder bay module	set	7470858.64	set	373542.93
7.14	145kV , 1600A, 31.5kA , SF6 GIS Line feeder bay module	set	7439384.96	set	371969.25
7.15	145kV , 1250A, 31.5kA , SF6 GIS Line feeder bay module	set	7439384.96	set	371969.25
7.16	145kV , 800A, 31.5kA , SF6 GIS Line feeder bay module	set	7439384.96	set	371969.25
7.17	145kV , 600A, 31.5kA , SF6 GIS Line feeder bay module	set	7439384.96	set	371969.25
7.18	145kV , 1250A, 31.5kA , SF6 GIS reactor bay module	set	5673251.2	set	281162.56
7.19	145kV , 2000A, 31.5kA , SF6 GIS Bus bar module	set	2004400.48	set	100220.02
7.20	145kV , 1600A, 31.5kA , SF6 GIS Bus bar module	set	2004400.48	set	100220.02
7.21	145 kV , 1250A, 31.5kA , SF6 GIS Bus bar module	set	2004400.48	set	100220.02
7.22	145 kV , 800A, 31.5kA , SF6 GIS Bus bar module	set	2004400.48	set	100220.02
7.23	145kV , 600A, 31.5kA , SF6 GIS Bus bar module	set	2004400.48	set	100220.02
7.24	145kV , 2000A, 31.5kA , SF6 gas insulated Bus coupler bay module	set	9771353.76	set	488567.69
7.25	145 kV , 1600A, 31.5kA , SF6 gas insulated Bus coupler bay module	set	9771353.76	set	488567.69
7.26	145kV , 1250A, 31.5 kA , SF6 GIS Bus coupler bay module	set	9771353.76	set	488567.69
7.27	145kV , 800A, 31.5kA , SF6 GIS Bus coupler bay module	set	9771353.76	set	488567.69

el

Print

ch

Signature

W

7.28	145kV , 600A, 31.5kA , SF6 GIS Bus coupler bay module	set	9771353.76	set	488567.69
7.29	145kV , 2000A, 31.5kA , SF6 To Air Bushing	No.	899055.8	No.	44952.79
7.30	145kV , 1600A, 31.5kA , SF6 To Air Bushing	No.	899055.8	No.	44952.79
7.31	145kV , 1250A, 31.5kA , SF6/Air Bushing for connecting GIS to AIS along with support structure	No.	899055.8	No.	44952.79
7.32	145kV , 800A, 31.5kA , SF6/Air Bushing for connecting GIS to AIS along with support structure	No.	899055.8	No.	44952.79
7.33	145kV , 600A, 31.5kA , SF6 To Air Bushing	No.	899055.8	No.	44952.79
8.00	<b>Fire Fighting Equipment</b>				
8.01	9 litre water type portable fire extinguisher	No.	3,570	No.	NA
8.02	50 litre foam type trolley/wheel mounted fire extinguisher	No.	27,254	No.	NA
8.03	4.5 kg CO2 type portable fire extinguisher	No.	10,727	No.	NA
8.04	Portable fire extinguisher -DCP type 4.5/5 KG	No.	8,511	No.	NA
8.05	6kg dry chemical powered type portable fire extinguisher	No.	6,790	No.	NA
8.06	Fire Detection and Alarm system for Switchyard panel room of 6m length	Set	13,757	Set	4,127
8.07	Fire Detection and Alarm system for Switchyard panel room of 9m length	Set	15,479	Set	4,644
8.08	Fire Detection and Alarm system for 220kV GIS Hall	Set	113,211	Set	NA
8.09	Indoor Fire Detection and Alarm system for fire fighting pumphouse building	LS	24,824	LS	NA
9.00	<b>Testing Equipment</b>				
9.01	Digital IR measurement test kit 1kV with all necessary accessories	No	126,542	NA	NA
9.02	Digital IR measurement test kit 5kV with all necessary accessories	No	656,075	NA	NA
9.03	Digital IR measurement test kit 15kV with all necessary accessories	No	802,789	NA	NA

*Handwritten signature*

*Handwritten signature*

15

*Handwritten signature*

H. A. Wadhwa

9.04	Hand operated IR measurement test kit 500V with all necessary accessories	No	91,298	NA	NA
9.05	Digital Multimeter	No	26,663	NA	NA
9.06	Digital clamp meter	No	33,329	NA	NA
9.07	Automatic three phase Transformer turns ratio tester	No	1,003,724	NA	NA
9.08	Automatic Transformer Oil BDV test kit	No	1,433,742	NA	NA
9.09	Tan delta and capacitance measurement test kit	No	2,741,269	NA	NA
9.10	Circuit Breaker Operation Analyzer - with Dynamic Contact Resistance measurement & Circuit measurement test kit (industrial )	No	3,730,375	NA	NA
9.11	DC Winding Resistance measurement test kit and Transformer turn ratio meter measurement test kit and licensed software	No	1,213,716	NA	NA
9.12	Digital Micro-Ohm meter measurement test kit with all necessary accessories	No	184,820	NA	NA
9.13	Digital multimeter with all necessary accessories	No	90,859	NA	NA
9.14	Digital Earth tester- Battery (Rechargeable) operated Earth Resistance Resistivity tester	No	213,530	NA	NA
9.15	SF6 Moisture Content (Dew point) meter	No	366,693	NA	NA
9.16	On line dissolved gas (multi gas) and moisture analyser	No	2,001,255	NA	NA
9.17	Third Harmonic Resistive current measurement test kit with all necessary accessories and licensed software	No	1,417,332	NA	NA
9.18	SF6 Gas leakA ge detector	No	77,118	NA	NA

*Pl*

*Print*

*1*

*1*



9.19	Primary current injection test kit Current output 0-2000A AC intermittent at 0-6V, 0-1000 A AC continuous , power supply	No	927,301	NA	NA
9.20	Secondary Relay Injection testing kit	No	2,073,821	NA	NA
9.21	Hand held megger measurement test kit (5kV) with all necessary accessories	No	491,040	NA	NA
9.22	Portable DGA measurement test kit with all necessary accessories and licensed software	No	4,084,729	NA	NA
9.23	1050 GPH filtration machine	No	3,014,750	NA	NA







Rate Schedule for AIS Equipment for FY 2024-25					
S. No	Item Name And Specification	Supply		Erection/Work	
		UNIT	Unit Rate (in Rs.)	UNIT	Unit Rate (in Rs.)
10.00	<b>Conductors and fittings</b>				
10.01	ACSR Dog Conductor	Meter	90.52	NA	NA
10.02	ACSR Panther Conductor	Meter	190.96	NA	NA
10.03	AAAC Panther Conductor	Meter	152.52	NA	NA
10.04	ACSR Bison Conductor	Meter	257	NA	NA
10.05	ACSR Zebra Conductor	Meter	288	NA	NA
10.06	AAAC Zebra Conductor	Meter	283	NA	NA
10.07	ACSR Moose Conductor	Meter	346	NA	NA
10.08	AAAC Moose Conductor	Meter	370	NA	NA
10.09	ACSR Bersimis Conductor	Meter	439	NA	NA
10.10	AACSR Bersimis Conductor	Meter	434	NA	NA
10.11	ACSR Lapwing Conductor	Meter	500	NA	NA
10.12	ACSR Snowbird Conductor	Meter	317	NA	NA
10.13	AACSR Moose Conductor	Meter	352	NA	NA
10.14	AACSR Earthwire (194.6sq.mm)	Meter	151	NA	NA
11.00	<b>HTLS conductor 220kV and fittings</b>				
11.01	220KV High Temperature Low sag (HTLS) ACCC type conductor	Meter	1,319	NA	NA
11.02	Single - suspension hardware fitting (except clamps)	set	3,405	NA	NA
11.03	Single - Pilot suspension hardware fitting (except clamps)	set	3,405	NA	NA
11.04	Double - suspension hardware fitting (except clamps)	set	7,796	NA	NA
11.05	Single tension hardware fittings (except clamps)	set	3,499	NA	NA
11.06	Double tension hardware fittings (except lamps)	set	8,771	NA	NA
11.07	Suspension clamp suitable for suspension insulator strings	set	13,211	NA	NA
11.08	Suspension clamp suitable for suspension pilot insulator strings	set	11,076	NA	NA

Q1

*[Signature]*

*[Signature]*

*[Signature]*

*[Signature]*

11.09	Dead end clamp for tension insulator strings	set	68,379	NA	NA
12.00	<b>HTLS Zebra Conductor (220kV) and fittings</b>				
12.01	HTLS Zebra Type Conductor (220kV)	Meter	1,037	NA	NA
12.02	Suspension clamp suitable for suspension insulator strings	set	10,266	NA	NA
12.03	Suspension clamp suitable for suspension pilot insulator strings	set	6,700	NA	NA
12.04	Dead end clamp for tension insulator strings	set	19,901	NA	NA
12.05	Mid span compression joint	No	15,092	NA	NA
12.06	Repair sleeve	No	1,484	NA	NA
12.07	Vibration damper	No	3,700	NA	NA

*[Handwritten mark]*

*[Handwritten signature]*






*[Handwritten mark]*

*[Handwritten mark]*

H. Ananthi

**Rate Schedule for AIS Equipment for FY 2024-25**

S. No	Item Name And Specification	Supply		Erection/Work	
		UNIT	Unit Rate (in Rs.)	UNIT	Unit Rate (in Rs.)
13.00	<b>132 kV Panther conductor and fittings</b>				
13.01	HTLS panther type conductor	Meter	443	NA	NA
13.02	Dead end tension clamp suitable for HTLS panther size conductor	set	23,582	NA	NA
13.03	Suspension clamp suitable for HTLS panther size conductor	set	2,144	NA	NA
13.04	Mid span compression joint for HTLS panther size conductor	No	34,301	NA	NA
13.05	Repair sleeve for HTLS panther size conductor	No	965	NA	NA
13.06	Vibration damper for HTLS panther size conductor	No	1,929	NA	NA
14.00	<b>BATTERY and Battery charger</b>				
14.01	220V, 300 Ah VRLA type Battery	Set	595,720	No	41,910
14.02	220V, 350 Ah VRLA type Battery	Set	801,772	No	18,135
14.03	220V, 400 Ah VRLA type Battery	Set	801,772	No	36,130
14.04	220V, 500 Ah VRLA type Battery	Set	1,032,581	No	29,359
14.05	220V, 1000 Ah VRLA type Battery	Set	2,121,552	No	29,359
14.06	220V, 1500 Ah VRLA type Battery	Set	2,121,552	No	29,359
14.07	110V, 200 Ah VRLA type Battery	Set	391,263	No	24,050
14.08	110V, 250 Ah VRLA type Battery	Set	391,263	No	24,050
14.09	110V, 300 Ah VRLA type Battery	Set	391,263	No	24,050
14.10	110V, 350 Ah VRLA type Battery	Set	391,263	No	24,051
14.11	110V, 400 Ah VRLA type Battery	Set	391,263	No	24,050
14.12	110V, 600 Ah VRLA type Battery	Set	391,263	No	18,368

14.13	48V, 200 Ah VRLA type Battery	Set	142,889	No	21,406
14.14	48V, 300 Ah VRLA type Battery	Set	432,500	No	21,406
14.15	48V, 400 Ah VRLA type Battery	Set	432,500	No	21,406
14.16	48V, 500 Ah VRLA type Battery	Set	432,500	No	21,406
14.17	48V, 600 Ah VRLA type Battery	Set	432,500	No	21,406
14.18	48V, 800 Ah VRLA type Battery	Set	432,500	No	19,112
14.19	48V, 1000 Ah VRLA type Battery	Set	460,150	No	19,112
14.20	48V, 1500 Ah Battery	Set	460,150	No	4,290
14.21	24V, 80 Ah Battery	Set	239,750	No	4,291
14.22	24V, 84 Ah Battery	Set	239,750	No	4,292
14.23	24V, 150 Ah Battery	Set	425,00	No	4,293
14.24	12 volt battery 150Ah C/R 500/CL 500	Set	16,368	NA	NA
14.25	220V, 60A/60A Float Cum Boost Battery Charger	No	403,215	No	4,290
14.26	220V, 80A/80A Float Cum Boost Battery Charger	No	403,215	No	9,369
14.27	220V, 100A/100A Float Cum Boost Battery Charger	No	508,963	No	9,369
14.28	220V, 120A/120A Float Cum Boost Battery Charger	No	508,963	No	9,369
14.29	220V, 150A/150A Float Cum Boost Battery Charger	No	508,963	No	9,369
14.30	220V, 180A/180A Float Cum Boost Battery Charger	No	508,963	No	13,561
14.31	110, 50A/50A Float Cum Boost Battery Charger	No	363,487	No	13,561
14.32	110V, 60A/60A Float Cum Boost Battery Charger	No	363,487	No	13,561
14.33	110V, 80A/80A Float Cum Boost Battery Charger	No	363,487	No	13,561
14.34	110V, 100A/100A Float Cum Boost Battery Charger	No	363,487	No	8,802
14.35	48V, 30A/30A Float Cum Boost Battery Charger	No	190,686	No	8,802
14.36	48V, 40A/40A Float Cum Boost Battery Charger	No	190,686	No	15,663

CA

Print

21

A

ha

14.37	48V , 50A/50A Float Cum Boost Battery Charger	No	379,978	No	15,663
14.38	48V , 60A/60A Float Cum Boost Battery Charger	No	379,978	No	15,663
14.39	48V , 70A/70A Float Cum Boost Battery Charger cum DCDB	No	379,978	No	14,237
14.40	48V , 80A/80A Float Cum Boost Battery Charger	No	387,062	No	17,652
14.41	48V , 100A/100A Float Cum Boost Battery Charger	No	508,965	No	17,652
14.42	48V , 120A/120A Float Cum Boost Battery Charger	No	508,965	No	17,652
14.43	48V , 150A/150A Float Cum Boost Battery Charger	No	508,965	No	17,652
14.44	12V , 180A/180A Float Cum Boost Battery Charger	No	508,965	No	17,652

ok

*[Handwritten signature]*

*[Handwritten signature]*

*[Handwritten signature]*

*[Handwritten mark]*

**Rate Schedule for Transformers for FY 2024-25**

S. No	Item Name And Specification	Supply		Erection	
		UNIT	Unit Rate (in Rs.)	UNIT	Unit Rate (in Rs.)
16.00	<b>Power /Distribution Transformers</b>				
16.01	75 MVA 220/11 kV 3-Phase transformer excluding Oil	No.	67226721.5	No.	4033603
16.02	40 MVA 132/11 kV 3-Phase transformer excluding Oil	No.	45435740.2	No.	2726144
16.03	35 MVA 220/11 kV 3-Phase transformer excluding Oil	No.	40475740.2	No.	2428544
16.04	25 MVA 132/11 kV 3-Phase transformer excluding Oil	No.	35581327.6	No.	2134880
16.05	20 MVA 132/11 kV 3-Phase transformer excluding Oil	No.	31610344.1	No.	1896621
16.06	12.5 MVA 132/6.6 kV 3-Phase transformer excluding Oil	No.	25000000	No.	1500000
16.07	10 MVA 66/11 kV 3-Phase transformer	No.	11154456	No.	669267
16.08	8.33 MVA 132/33 kV 1-Phase transformer	No.	10711687.9	No.	642701
16.09	5 MVA 66/11 kV 1-Phase transformer excluding Oil	No.	10904390.1	No.	654263
16.10	5 MVA 33/11 kV 3-Phase transformer	No.	9844310.4	No.	590659







**Schedule of Rates for the FY 2024-25 (With Unit Rates per mtr)**

S. No	Item Name And Specification	Supply		Erection	
		UNIT	Unit Rate (in Rs.)	UNIT	Unit Rate (in Rs.)
17.00	<b>1100 Volt Cables</b>				
17.01	0.5 sqmm single core copper cable	Meter	13	NA	NA
17.02	0.5 sqmm 2 core copper cable	Meter	38	NA	NA
17.03	0.5 sqmm 3 core copper cable	Meter	50	NA	NA
17.04	0.5 sqmm 4 core copper cable	Meter	62	NA	NA
17.05	0.5 sqmm 5 core copper cable	Meter	83	NA	NA
17.06	0.5 sqmm 6 core copper cable	Meter	95	NA	NA
17.07	0.5 sqmm 7 core copper cable	Meter	94	NA	NA
17.08	0.5 sqmm 8 core copper cable	Meter	120	NA	NA
17.09	0.5 sqmm 10 core copper cable	Meter	156	NA	NA
17.10	0.75 sqmm single core copper cable	Meter	18	NA	NA
17.11	0.75 sqmm 2 core copper cable	Meter	50	NA	NA
17.12	0.75 sqmm 3 core copper cable	Meter	66	NA	NA
17.13	0.75 sqmm 4 core copper cable	Meter	84	NA	NA
17.14	0.75 sqmm 5 core copper cable	Meter	115	NA	NA
17.15	0.75 sqmm 6 core copper cable	Meter	131	NA	NA
17.16	0.75 sqmm 7 core copper cable	Meter	146	NA	NA
17.17	0.75 sqmm 8 core copper cable	Meter	170	NA	NA
17.18	0.75 sqmm 10 core copper cable	Meter	217	NA	NA
17.19	1.00 sqmm single core copper cable	Meter	24	NA	NA
17.20	1.00 sqmm 2 core copper cable	Meter	59	NA	NA
17.21	1.00 sqmm 3 core copper cable	Meter	80	NA	NA
17.22	1.00 sqmm 4 core copper cable	Meter	104	NA	NA
17.23	1.00 sqmm 5 core copper cable	Meter	142	NA	NA
17.24	1.00 sqmm 6 core copper cable	Meter	163	NA	NA
17.25	1.00sqmm 7 core copper cable	Meter	184	NA	NA
17.26	1.00 sqmm 8 core copper cable	Meter	216	NA	NA
17.27	1.00 sqmm 10 core copper cable	Meter	270	NA	NA
17.28	1.50 sqmm single core copper cable	Meter	35	NA	NA
17.29	1.50 sqmm 2 core copper cable	Meter	79	NA	NA
17.30	1.50 sqmm 3 core copper cable	Meter	110	NA	NA
17.31	1.50 sqmm 4 core copper cable	Meter	144	NA	NA
17.32	1.50 sqmm 5 core copper cable	Meter	198	NA	NA
17.33	1.50 sqmm 6 core copper cable	Meter	224	NA	NA
17.34	1.50 sqmm 7 core copper cable	Meter	253	NA	NA
17.35	1.50 sqmm 8 core copper cable	Meter	301	NA	NA
17.36	1.50 sqmm 10 core copper cable	Meter	367	NA	NA



Schedule of Rates for the FY 2024-25							
S. No	Item Name And Specification (With Unit Rates per meter)						
18.00	HT Single Core Power Cables-Aluminum Conductor A2XWxY						
	Cable (Size in sq. mm)	3.3 kV (UE)	6.6 kV (E)	6.6 kV (UE) 11 kV (E)	11 kV (UE)	33 kV (E)	33 kV (UE)
18.01	35 sq. mm			658.00			
18.02	50 sq. mm			669.00			
18.03	70 sq. mm	720.00	720.00	765.00			
18.04	95 sq. mm	794.00	794.00	835.00	1087.00	1314.00	
18.05	120 sq. mm	893.00	893.00	950.00	1265.00	1640.00	
18.06	150 sq. mm	999.00	999.00	1044.00	1367.00	1740.00	2081.00
18.07	185 sq. mm	1160.00	1160.00	1253.00	1589.00	1973.00	2382.00
18.08	240 sq. mm	1371.00	1371.00	1508.00	1712.00	2256.00	2583.00
18.09	300 sq. mm	1580.00	1580.00	1705.00	1951.00	2668.00	2871.00
18.10	400 sq. mm	1919.00	1919.00	2079.00	2354.00	3051.00	3253.00
18.11	500 sq. mm	2448.00	2448.00	2531.00	2906.00	3664.00	3759.00
18.12	630 sq. mm	2957.00	2957.00	3033.00	3433.00	4387.00	4359.00
18.13	800 sq. mm	3668.00	3668.00	3825.00	4138.00	4953.00	5168.00
18.14	1000 sq. mm	4344.00	4344.00	4593.00	5099.00	6042.00	6119.00

Schedule of Rates for the FY 2024-25							
S. No	Item Name And Specification (With Unit Rates per meter)						
19.00	HT Single Core Power Cables-Aluminum Conductor A2XWxY						
	Cable (Size in sq. mm)	3.3 kV (UE)	6.6 kV (E)	6.6 kV (UE) 11 kV (E)	11 kV (UE)	33 kV (E)	33 kV (UE)
19.01	35 sq. mm			576.00			
19.02	50 sq. mm			633.00			
19.03	70 sq. mm	688.00	688.00	750.00			
19.04	95 sq. mm	753.00	753.00	798.00	1038.00	1241.00	
19.05	120 sq. mm	846.00	846.00	901.00	1282.00	1583.00	
19.06	150 sq. mm	946.00	946.00	989.00	1306.00	1653.00	1980.00
19.07	185 sq. mm	1103.00	1103.00	1186.00	1510.00	1839.00	2366.00
19.08	240 sq. mm	1307.00	1307.00	1437.00	1626.00	2143.00	2652.00
19.09	300 sq. mm	1497.00	1497.00	1648.00	1853.00	2531.00	2725.00
19.10	400 sq. mm	1820.00	1820.00	1976.00	2200.00	2901.00	3074.00
19.11	500 sq. mm	2373.00	2373.00	2484.00	2764.00	3422.00	3566.00
19.12	630 sq. mm	2807.00	2807.00	2883.00	3269.00	3979.00	4143.00
19.13	800 sq. mm	3489.00	3489.00	3537.00	3912.00	4760.00	4813.00
19.14	1000 sq. mm	4177.00	4177.00	4532.00	4846.00	5763.00	6195.00



17.37	2.50 sqmm single core copper cable	Meter	56	NA	NA
17.38	2.50 sqmm 2 core copper cable	Meter	128	NA	NA
17.39	2.50 sqmm 3 core copper cable	Meter	178	NA	NA
17.40	2.50 sqmm 4 core copper cable	Meter	234	NA	NA
17.41	2.50 sqmm 5 core copper cable	Meter	313	NA	NA
17.42	2.50 sqmm 6 core copper cable	Meter	362	NA	NA
17.43	2.50 sqmm 7 core copper cable	Meter	409	NA	NA
17.44	2.50 sqmm 8 core copper cable	Meter	490	NA	NA
17.45	2.50 sqmm 10 core copper cable	Meter	595	NA	NA

S. No	Item Name And specification(With Unit Rates per mt)						
20.00	HT Three Core Power Cables Aluminium Conductor A2XFY						
	Cable (Size in sq. mm)	3.3 kV (3.3E)	6.6 kV (6E)	6.6 kV (UE) 11 kV (E)	11 kV (3E)	33 kV (E)	33 kV (UE)
20.01	15 sq. mm			1248.20			
20.02	50 sq. mm			1467.00			
20.03	90 sq. mm	1649.00	1649.00	1757.00			
20.04	95 sq. mm	1860.00	1860.00	2032.20	2569.30	3680.00	
20.05	120 sq. mm	2252.00	2252.00	2430.00	3011.00	4036.00	
20.06	150 sq. mm	2644.00	2644.00	2788.00	3347.00	4511.00	5147.00
20.07	185 sq. mm	3037.00	3032.00	3217.00	3637.00	4933.00	5648.00
20.08	240 sq. mm	3697.00	3697.00	3882.00	4651.00	5729.00	6252.00
20.09	300 sq. mm	4420.00	4420.00	4594.00	5306.00	6340.00	7196.00
20.10	450 sq. mm	5605.00	5605.00	5733.00	6203.00	7595.00	8595.00

S. No	Item Name And Specification(With Unit Rates per mt)										
21.00	LT Power Cables- Aluminium Conductor										
		Un Armoured					Armoured				
	Cable (Size in sq. mm)	Core-1 A2XFY	Core-2 A2XFY	Core-3 A2XFY	Core-3.5 A2XFY	Core-1 A2XFY/WaY A2XFaY	Core-2 A2XFY/WaY A2XFY	Core-3 A2XFY/WaY A2XFY	Core-3.5 A2XFY/WaY A2XFY	Core-4 A2XFY/WaY A2XFY	
21.01	4 sq. mm		88.00	110.00				152.00	172.00	202.00	
21.02	6 sq. mm		127.00	146.00				199.00	217.00	258.00	
21.03	10 sq. mm		178.00	199.00				251.00	274.00	311.00	
21.04	16 sq. mm	85.00	181.00	224.00		156.00	255.00	284.00		372.00	
21.05	25 sq. mm	132.00	234.00	316.00	401.00	203.00	298.00	364.00	429.00	456.00	
21.06	35 sq. mm	164.00	307.00	435.00	471.00	242.00	349.00	479.00	536.00	620.00	
21.07	50 sq. mm	213.00	384.00	556.00	639.00	292.00	444.00	620.00	710.00	778.00	
21.08	70 sq. mm	279.00	524.00	771.00	872.00	334.00	622.00	829.00	960.00	1058.00	
21.09	95 sq. mm	366.00	644.00	938.00	1109.00	416.00	747.00	1025.00	1200.00	1340.00	
21.1	120 sq. mm	438.00	802.00	1225.00	1426.00	502.00	913.00	1297.00	1472.00	1660.00	
21.11	150 sq. mm	527.00	985.00	1433.00	1669.00	593.00	1142.00	1536.00	1730.00	1980.00	
21.12	185 sq. mm	647.00	1190.00	1781.00	2124.00	724.00	1363.00	1936.00	2189.00	2477.00	
21.13	240 sq. mm	764.00	1357.00	2099.00	2561.00	913.00	1744.00	2455.00	2830.00	3270.00	
21.14	300 sq. mm	957.00	1802.00	2817.00	3319.00	1130.00	2135.00	3010.00	3434.00	4062.00	
21.15	400 sq. mm	1194.00	2375.00	3515.00	4148.00	1426.00	2615.00	3840.00	4390.00	5160.00	
21.16	500 sq. mm	1563.00	3089.00	4979.00	5817.00	1842.00	3515.00	5274.00	6055.00	7260.00	
21.17	630 sq. mm	1962.00	3934.00	6508.00	7743.00	2345.00	4659.00	6825.00	8061.00	9764.00	
21.18	800 sq. mm	2494.00				3072.00					
21.19	1000 sq. mm	3209.00				3976.00					

S. No	Item Name And Specification(With Unit Rates per mtr)									
22.00	1.F Power Cables- Copper Conductor									
	Un Armoured					Armoured				
	Cable Size in sq. mm	Core-1 2XY	Core-2 2XY	Core-3 2XY	Core-3,5 2XY	Core-4 2XW4Y 2XF4Y	Core-2 2XWY 2XFY	Core-3 2XWY 2XFY	Core-3,5 2XWY 2XFY	Core 4 2XWY 2XFY
22.01	4 sq.mm		283.00	309.00			330.00	442.00		527.00
22.02	6 sq.mm		398.00	566.00			451.00	613.00		785.00
22.03	10 sq.mm		603.00	959.00			718.00	982.00		1290.00
22.04	16 sq.mm	511.00	916.00	1407.00		611.00	1008.00	1408.00		1890.00
22.05	25 sq.mm	807.00	1518.00	2113.00	2150.00	924.00	1365.00	2213.00	2688.00	3943.00
22.06	35 sq.mm	1093.00	2082.00	2895.00	3117.00	1214.00	2393.00	3006.00	3532.00	4872.00
22.07	50 sq.mm	1365.00	2858.00	4017.00	4330.00	1749.00	2999.00	4765.00	4919.00	6622.00
22.08	70 sq.mm	2178.00	4793.00	5713.00	6305.00	2418.00	4124.00	6019.00	7075.00	8561.00
22.09	95 sq.mm	3172.00	6650.00	8713.00	10762.00	3329.00	5985.00	8899.00	10150.00	13635.00
22.1	130 sq.mm	3972.00	6912.00	10251.00	12186.00	4130.00	7139.00	12964.00	13400.00	18006.00
22.11	150 sq.mm	4891.00	8651.00	12619.00	14910.00	5062.00	8919.00	13691.00	15436.00	17875.00
22.12	185 sq.mm	6060.00	10630.00	16287.00	18838.00	6190.00	11065.00	17089.00	19982.00	22673.00
22.13	240 sq.mm	7805.00	13662.00	21327.00	24776.00	8922.00	14236.00	22176.00	25644.00	29919.00
22.14	300 sq.mm	9817.00	17923.00	26015.00	30651.00	11668.00	18025.00	27517.00	32286.00	37178.00
22.15	350 sq.mm	12956.00	23732.00	33372.00	38170.00	15373.00	24562.00	36268.00	41530.00	47578.00
22.16	500 sq.mm	16429.00				16518.00				
22.17	630 sq.mm	20681.00				20793.00				
22.18	800 sq.mm	26196.00				26312.00				
22.19	1000 sq.mm	32751.00				33081.00				

ck

Amint

W

S. No	Item Name And Specification (With Unit Rates per meter)								
	LT Control Cables- Copper Conductor								
	Number of Cores	US ARMOURED IXV		ARMOURED-IXVY/2XRV		US ARMOURED IXV		ARMOURED-2XWY/2XVY	
1.5 sq. mm		2.5 sq. mm	1.5 sq. mm	2.5 sq. mm	1.5 sq. mm	2.5 sq. mm	1.5 sq. mm	2.5 sq. mm	
23.01	2C	331.00	188.00	377.00	243.00	627.00	1136.00	758.00	1151.00
23.02	3C	164.00	261.00	213.00	313.00	754.00	1790.00	858.00	1344.00
23.03	4C	212.00	335.00	265.00	395.00	903.00	1554.00	1099.00	1641.00
23.04	5C	260.00	421.00	317.00	469.00	1142.00	1963.00	1283.00	2018.00
23.05	6C	307.00	477.00	373.00	556.00	1253.00	2413.00	1307.00	2338.00
23.06	7C	354.00	573.00	436.00	631.00	1483.00	2783.00	1540.00	2914.00
23.07	8C	472.00	692.00	536.00	737.00	1987.00	3174.00	2094.00	3390.00
23.08	10C	549.00	827.00	688.00	912.00	2400.00	3719.00	2603.00	4084.00
23.09	12C	567.00	1090.00	692.00	1017.00	3617.00	5290.00	3799.00	5815.00







**Schedule of Rates for the FY 2024-25**

S. No	Item Name And Specification	Supply		Erection	
		UNIT	Unit Rate (in Rs.)	UNIT	Unit Rate (in Rs.)
<b>24</b>	<b>MS Angles</b>				
24.01	MS Angle 40X40X5 mm	Ton	82058	NA	NA
24.02	MS Angle 50X50X6 mm	Ton	89030	NA	NA
24.03	MS Angle 65X65X6 mm	Ton	85490	NA	NA
24.04	MS Angle 75X75X6 mm	Ton	81065	NA	NA
24.05	MS Angle 75X75X8 mm	Ton	82058	NA	NA
24.06	MS Channel 100X50 mm	Ton	80622	NA	NA
24.07	MS Channel 125X65 mm	Ton	79737	NA	NA
24.08	MS Channel 150X75 mm	Ton	82058	NA	NA
24.09	MS Round 20 mm	Ton	82058	NA	NA
24.10	MS Round 32 mm	Ton	82058	NA	NA
<b>25</b>	<b>Poles, Channel &amp; Rails</b>				
25.01	PCC Pole 8.5 M	Nos.	3627	NA	NA
25.02	PCC Pole 9.0 M	Nos.	4325	NA	NA
25.03	Rail 90 lbs. 8.5 to 11 M	ton	82058	NA	NA
25.04	Rail 90 lbs. Above 11 M	ton	82058	NA	NA
25.05	Rail 105 lbs 8.5 to 11 M	ton	82058	NA	NA
25.06	Rail 105 lbs above 11 M	ton	82058	NA	NA
25.07	R.S. Joist 100X116 mm 10 to 11 M	ton	82058	NA	NA
25.08	R.S. Joist 150X150 mm 8.5 to 11 M	ton	82058	NA	NA
25.09	R.S. Joist 175X85 sq. mm 8.5 to 11 M	ton	82058	NA	NA

*Ch*

*Print*

*Sh* 30

*Star*

*W*

25.10	STP 8M-IS 410 SP-10(Street pole)	Nos.	5081	NA	NA
25.11	STP 8.5 M-IS 410 SP-21(Street pole)	Nos.	9362	NA	NA
25.12	STP 8.5 M-IS 410 SP-23(Street pole)	Nos.	10740	NA	NA
25.13	STP 9.0 M-IS 410 SP-33(Street pole)	Nos.	11901	NA	NA
25.14	STP 10.0 M-IS 410 SP-45(Street pole)	Nos.	17220	NA	NA
25.15	STP 11.0 M-IS 410 SP-55(Street pole)	Nos.	20571	NA	NA
25.16	STP 11.0 M-IS 410 SP-72(Street pole)	Nos.	26652	NA	NA
25.17	8 Mtr Long STP 410 SP-10(Bottom portion hot dip Galvanized)	Nos.	8385	NA	NA
25.18	8.5 Mtr. Long STP 410 SP-21(Bottom portion hot dip Galvanized)	Nos.	15290	NA	NA
25.19	8.5 Mtr. Long STP 410 SP-23 (Bottom portion hot dip Galvanized)	Nos.	18743	NA	NA
25.20	9 Mtr. Long STP 410 SP-33 (Bottom portion hot dip Galvanized)	Nos.	20258	NA	NA
25.21	11 Mtr. Long STP 410 SP-55 (Bottom portion hot dip Galvanized)	Nos.	27954	NA	NA
25.22	11 Mtr. Long STP 410 SP-72 (Bottom portion hot dip Galvanized)	Nos.	42573	NA	NA
25.23	X Arm Angle 65X65X6 mm V type 11 kV	Nos.	909	NA	NA
25.24	X Arm Channel 100X50 mm V type 33 kV	Nos.	1653	NA	NA
26	<b>Insulator and earthing</b>				
26.01	Disc. Insulator B & S 7000 kg.	Nos.	450	NA	NA
26.02	Disc Insulator B&S 120 KN	Nos.	1298	NA	NA
26.03	Disc. Insulator T & C 4500 kg	Nos.	450	NA	NA
26.04	Pin Insulator 11 kV	Nos.	98	NA	NA
26.05	Pin Insulator 33 kV	Nos.	375	NA	NA

ah

*[Signature]*

31

*[Signature]*

*[Signature]*

26.06	Post Insulator 33 kV	Nos.	1715	NA	NA
26.07	11 kV Pin with Nut	Nos.	113	NA	NA
26.08	33 kV Pin with Nut	Nos.	315	NA	NA
26.09	11 kV Polymer Pin Insulator with Pin	Nos.	216	NA	NA
26.10	33 kV 10 KN Polymer Pin Insulator with Pin	Nos.	557	NA	NA
26.11	11 kV Polymer Disc Insulator (B&S) Type	Nos.	185	NA	NA
26.12	33 kV Polymer Disc Insulator (B&S) Type	Nos.	348	NA	NA
26.13	Disc Fitting B & S Dog/Raccoon 70 KN	Nos.	840	NA	NA
26.14	Disc Fitting B & S Weasel/Rabbit 45 KN	Nos.	402	NA	NA
26.15	Disc Fit. T & C Rabbit/Weasel/30 KN	Nos.	242	NA	NA
26.16	Disc Fit. B & S Rabbit/Weasel/30 KN	Nos.	294	NA	NA
26.17	Disc fitting (B&S) type 90 KN for Panther	Nos.	1299	NA	NA
26.18	Disc fitting (B&S) Panther 70KN (Tension)	Nos.	1035	NA	NA
26.19	Stay Set GI 16X1800mm	Nos.	810	NA	NA
26.20	Stay Set GI 20X1800mm	Nos.	1125	NA	NA
26.21	Stay Wire GI 7/3.15mm 7/10SWG	Kg.	122	NA	NA
26.22	Stay Wire GI 7/4.0 mm 7/8 SWG	Kg.	114	NA	NA
26.23	Earth Wire GI 7/1.6mm 16 SWG	Kg.	120	NA	NA



26.24	Earthing Rod MS 20X2500mm	Nos.	552	NA	NA
26.25	GI Earthing Strip 35x6	Kg.	102	NA	NA
26.26	GI Wire 3.15mm/10mm SWG	Kg.	107	NA	NA
26.27	GI Wire 4mm/ 8mm SWG	Kg.	117	NA	NA
26.28	GI Wire 5mm/6 SWG	Kg.	117	NA	NA
27	<b>Various meters</b>				
27.01	Electronic kWh Meter 1 Phase x 2 Wire 5-30 Amp with Box	Nos.	826	NA	NA
27.02	Electronic kWh Meter 1 Phase x 2 Wire 10-60 Amp with Box	Nos.	825	NA	NA
27.03	Electronic kWh Meter 3 Phase x 4 Wire 10-60 Amp with Box	Nos.	2089	NA	NA
27.04	ABT Meter	Nos.	48496	NA	NA
27.05	3 Phase 4 W CT/PT operated AMR Compatible fully static DSM compatible ABT Meter	Nos.	181500	NA	NA
27.06	3 Phase 4 W CT/PT operated AMR Compatible fully static DT Meter Category A ICS FTD-13, 6211 COSEM Standard	Nos.	3300	NA	NA
27.07	Display Unit ,Suitable for Pre-paid Meter	Nos.	844	NA	NA
27.08	Pilfer Meter Box S/P & 3P	Nos.	1045	NA	NA
27.09	Electronic 3Ph.4 Wire I.T TVM RS-232 Port	Nos.	3080	NA	NA
27.10	Electronic Static TVM 11 kV RS-232 Port	Nos.	3104	NA	NA
27.11	Electronic Static TVM 33 kV -232 Port	Nos.	2959	NA	NA
27.12	Electronic Static TVM 33 kV -485 Port	Nos.	4455	NA	NA
27.13	Three Phase DLMS Compliant I.T Tri-Vector Meter(40-200A)with inbuilt CT and inbuilt modem	Nos.	18436	NA	NA
27.14	Single Phase smart Streetlight management system with box	Nos.	4730	NA	NA

ali

Amir

33

27.15	Single Phase SPG 10-60A Whole Current Meter	Nos.	2193	NA	NA
27.16	Three Phase 10-16 SPG Whole current meter	Nos.	6270	NA	NA
27.17	11 kV TVM SPG Meter	Nos.	12155	NA	NA
27.18	33 kV TVM SPG Meter	Nos.	13717	NA	NA
27.19	Common Meter Reading Instrument with Hardware & Software	Nos.	31152	NA	NA
27.20	LT Pilfer Resistant MC CTR for all ratio (C.T. Accuracy Class-1)	Nos.	6360	NA	NA
27.21	DT Meter Category A ICS ETD-13, 6211 COSEM Standard	Nos.	3050	NA	NA
27.22	SMC Metering Cubical alongwith LT CTs for DT Metering	Nos.	6360	NA	NA
27.23	AMR Compatible Static 3P4W Tri Vector Energy 33 kV incoming / outgoing feeders meters of accuracy class 0.5	Nos.	4122	NA	NA
27.24	AMR Compatible Static 3P4W Tri Vector Energy 33 kV import / export boundary points meters of accuracy class 0.5	Nos.	4142	NA	NA
27.25	AMR Compatible Static 3P4W Tri Vector Energy 11 kV incoming / outgoing feeders meters of accuracy class 0.5	Nos.	4122	NA	NA
27.26	AMR Compatible Static 3P4W Tri Vector Energy 11 kV import / export boundary points meters of accuracy class 0.5	Nos.	4142	NA	NA
27.27	AMR Compatible Static 3P4W Tri Vector Energy Distribution Transformer meters of accuracy class 0.5	Nos.	3697	NA	NA
<b>28</b>	<b>Cubical and Distribution boards</b>				
28.01	11 kV Pilfer Resistant Metering Cubical	Nos.	39459	NA	NA
28.02	33 kV Pilfer Resistant Metering Cubical	Nos.	111433	NA	NA
28.03	DTR Capacitor Bank 25 kVA(5 kVAR)	Nos.	5170	NA	NA
28.04	DTR Capacitor Bank 63 kVA(10 kVAR)	Nos.	7590	NA	NA
28.05	DTR Capacitor Bank 100 kVA(15 kVAR)	Nos.	8140	NA	NA
28.06	DTR Capacitor Bank 160 kVA(30 kVAR)	Nos.	15400	NA	NA
28.07	DTR Capacitor Bank 250 kVA(50 kVAR)	Nos.	34100	NA	NA



28.08	DTR Capacitor Bank 400 kVA(80 kVAR)	Nos.	57200	NA	NA
28.09	DTR Capacitor Bank 630 kVA(120 kVAR)	Nos.	85800	NA	NA
28.10	DTR Capacitor Bank 1000 kVA(200 kVAR)	Nos.	137500	NA	NA
28.11	DTR LT Distribution Boxes 25 kVA	Nos.	8910	NA	NA
28.12	DTR LT Distribution Boxes 63 kVA	Nos.	15400	NA	NA
28.13	DTR LT Distribution Boxes 100 kVA	Nos.	40700	NA	NA
28.14	DTR LT Distribution Boxes 160 kVA	Nos.	58300	NA	NA
28.15	DTR LT Distribution Boxes 250 kVA	Nos.	83600	NA	NA
28.16	DTR LT Distribution Boxes 400 kVA	Nos.	155100	NA	NA
28.17	DTR LT Distribution Boxes 630 kVA	Nos.	162800	NA	NA
28.18	DTR LT Distribution Boxes 1000 kVA	Nos.	212300	NA	NA
28.19	DTR 160 A Outgoing MCCB	Nos.	9570	NA	NA
28.20	DTR 250 A Outgoing MCCB	Nos.	19470	NA	NA
28.21	DTR Metering Cubical 100/5A	Nos.	11880	NA	NA
28.22	DTR Metering Cubical 200/5A	Nos.	11880	NA	NA
28.23	DTR Metering Cubical 400/5A	Nos.	11880	NA	NA
28.24	DTR Metering Cubical 600/5A	Nos.	11880	NA	NA
28.25	DTR Metering Cubical 1000/5A	Nos.	12100	NA	NA
28.26	DTR Metering Cubical 1600/5A	Nos.	12100	NA	NA
28.27	11 kV Gang Operating 400A GO Switch	Nos.	7502	NA	NA
28.28	33 kV Fuse Set	Nos.	12744	NA	NA
28.29	20 mm PVC Conduit Pipes	Mtr.	11	NA	NA
28.30	6 A, Single Pole 10 KA MCBs	Nos.	63	NA	NA
28.31	24V DCDB	Nos.	40700	NA	NA
28.32	48V DCDB	Nos.	70400	NA	NA
28.33	110V DCDB	Nos.	48950	NA	NA
28.34	24V DCDB	Nos.	40700	NA	NA
28.35	33 kV SF-6 CB 1250A	Nos.	261580	NA	NA

AK

*[Signature]*

*[Signature]*

*[Signature]*

28.36	Control Panel Inc 33kV Single T/F	Nos.	138600	NA	NA
28.37	Control Panel Inc 33kV Double T/F	Nos.	193402	NA	NA
28.38	Control Panel FDR 33 kV Single CKT	Nos.	102913	NA	NA
28.39	Control Panel FDR 33 kV Double CKT	Nos.	175230	NA	NA
28.40	11 kV Outdoor Pole Mounted (CT PT Combined) with Meter Box, 3 Phase	Nos.	42300	Job	4230
28.41	33 kV Outdoor Pole Mounted (CT PT Combined) with Meter Box Power (kw): 100VA and 3 Phase	Nos.	122400	Job	12240
28.42	Relay Numerical 33 kV FPR	Nos.	56100	NA	NA
28.43	10 MVAR Capacitor Bank (2x5)	Nos.	3058000	NA	NA
29	<b>Vacuum Circuit breakers</b>				
29.01	11 kV VCB I/C 350 MVA, 600/300/5A, 110V AC	Nos.	415800	NA	NA
29.02	11 kV VCB FDR 500 MVA, 800/400/5A, 110V AC	Nos.	427253	NA	NA
29.03	11 kV VCB FDR 350/500 MVA, 400/200/5A, 110V AC	Nos.	364118	NA	NA
29.04	11 kV VCB B/C 350/500MVA	Nos.	372295	NA	NA
29.05	33 kV 1250A 3 P Indoor VCB, (SCADA Operated) I/C	Nos.	1026861	NA	NA
29.06	33 kV 1250A 3 P Indoor VCB, (SCADA Operated) O/G	Nos.	1002434	NA	NA
29.07	33 kV 1250A 3 P Indoor VCB, (SCADA Operated) PT Panel	Nos.	493075	NA	NA
30	<b>Junction box</b>				
30.01	Junction Box For 33kV CT	Nos.	3489	NA	NA
30.02	Junction Box For 33kV PT	Nos.	3960	NA	NA
30.03	Jointing kit for 3x50 Sq.mm 11 kV XLPE Cable (I/D)	Nos.	5249	NA	NA
30.04	Jointing kit for 3x70 Sq.mm 11 kV XLPE Cable (I/D)	Nos.	5501	NA	NA
30.05	Jointing kit for 3x120 Sq.mm 11 kV XLPE Cable (I/D)	Nos.	6070	NA	NA
30.06	Jointing kit for 3x150 Sq.mm 11 kV XLPE Cable (I/D)	Nos.	6093	NA	NA
30.07	Jointing kit for 3x185 Sq.mm 11 kV XLPE Cable (I/D)	Nos.	6142	NA	NA

30.08	Jointing kit for 3x240 Sq.mm 11 kV XLPE Cable (I/D)	Nos.	6622	NA	NA
30.09	Jointing kit for 3x300 Sq.mm 11 kV XLPE Cable (I/D)	Nos.	7066	NA	NA
30.10	Jointing kit for 3x400 Sq.mm 11 kV XLPE Cable (I/D)	Nos.	7616	NA	NA
30.11	Jointing kit for 3x50 Sq.mm 11 kV XLPE Cable (O/D)	Nos.	5733	NA	NA
30.12	Jointing kit for 3x70 Sq.mm 11 kV XLPE Cable (O/D)	Nos.	6076	NA	NA
30.13	Jointing kit for 3x120 Sq.mm 11 kV XLPE Cable (O/D)	Nos.	6579	NA	NA
30.14	Jointing kit for 3x150 Sq.mm 11 kV XLPE Cable (O/D)	Nos.	6918	NA	NA
30.15	Jointing kit for 3x185 Sq.mm 11 kV XLPE Cable (O/D)	Nos.	7132	NA	NA
30.16	Jointing kit for 3x240 Sq.mm 11 kV XLPE Cable (O/D)	Nos.	7736	NA	NA
30.17	Jointing kit for 3x300 Sq.mm 11 kV XLPE Cable (O/D)	Nos.	7923	NA	NA
30.18	Jointing kit for 3x400 Sq.mm 11 kV XLPE Cable (O/D)	Nos.	8313	NA	NA
30.19	Jointing kit for 3x120 Sq.mm 33 kV XLPE Cable (I/D)	Nos.	20911	NA	NA
30.20	Jointing kit for 3x185 Sq.mm 33 kV XLPE Cable (I/D)	Nos.	21527	NA	NA
30.21	Jointing kit for 3x300 Sq.mm 33 kV XLPE Cable (I/D)	Nos.	23077	NA	NA
30.22	Jointing kit for 3x400 Sq.mm 33 kV XLPE Cable (I/D)	Nos.	24058	NA	NA
30.23	Jointing kit for 3x120 Sq.mm 33 kV XLPE Cable (O/D)	Nos.	26012	NA	NA
30.24	Jointing kit for 3x185 Sq.mm 33 kV XLPE Cable (O/D)	Nos.	25964	NA	NA
30.25	Jointing kit for 3x300 Sq.mm 33 kV XLPE Cable (O/D)	Nos.	27127	NA	NA
30.26	Jointing kit for 3x400 Sq.mm 33 kV XLPE Cable (O/D)	Nos.	27927	NA	NA
30.27	33 kV Outdoor Pole Mounted (CT PT Combined) with Meter	Nos.	79482	NA	NA
30.28	11kV Outdoor Pole Mounted (CT PT Combined) with Meter	Nos.	28743	NA	NA
31	<b>Rates of othermisc equipment/items</b>				

*cl*

*37*

*37*

*37*

*37*

31.01	Markeen cloth	Per Mtr.	34.26	Per Mtr.	NA
31.02	Inverter 10 kVA	Nos.	107850.00	NA	NA
31.03	COTTON WASTE FABRIC	Per Kg.	110	NA	NA
31.04	COTTON WASTE YARN	Per Kg.	130	NA	NA
32.00	<b>Transformer Oil/Servo Oil</b>				
32.01	T/F Oil (Paraffinic) New	Ltr.	111.00	NA	NA
32.02	T/F Oil (Naphthenic) New	Ltr.	144.00	NA	NA
32.03	Gear Oil(HP-140)	Ltr.	170.00	NA	NA
32.04	Grease Servo -2((New)	Ltr.	260.00	NA	NA
32.05	Turbine Oil Servo Prime-46((New)	Ltr.	136.00	NA	NA
32.06	Mobil Oil(Servo MG-20)	Ltr.	155.00	NA	NA
32.07	Turbine Oil Servo Prime-57 ((New)	Ltr.	135.00	NA	NA
33.00	<b>Mechanical Tools and Equipment</b>				
33.01	HEX BOLT Ø10 x 40	Per Piece	17.69	Per Piece	NA
33.02	HEX BOLT Ø10 x 50	Per Piece	18.88	Per Piece	NA
33.03	HEX BOLT Ø10 x 75	Per Piece	33.04	Per Piece	NA
33.04	HEX BOLT Ø12 x 50	Per Piece	33.40	Per Piece	NA
33.05	HEX BOLT Ø16 x 50	Per Piece	106.2	Per Piece	NA
33.06	HEX BOLT Ø20 x 50	Per Piece	108.66	Per Piece	NA
33.07	HEX BOLT Ø24 x 50	Per Piece	186.44	Per Piece	NA
33.08	HEX BOLT Ø06 x 50	Per Piece	7.08	Per Piece	NA
33.09	HEX BOLT Ø08 x 50	Per Piece	10.62	Per Piece	NA
33.10	HEX BOLT Ø08 x 75	Per Piece	7.7	Per Piece	NA
33.11	Brass Gate Valve 15mm size female thread	Per Piece	884.76	Per Piece	NA
33.12	BUTTER FLY VALUE 100 MM DIA.	Per Piece	2,43,000	Per Piece	NA
33.13	BUTTER FLY VALUE 150 MM DIA.	Per Piece	291100	Per Piece	NA
33.14	BUTTER FLY VALUE 80 MM DIA.	Per Piece	1,89,000	Per Piece	NA
33.15	COPPER WASHER ID 12 MM, 2 MM THICK	Per Piece	129.8	Per Piece	NA

33.16	COPPER WASHER ID 16 MM, 2 MM THICK	Per Piece	141.6	Per Piece	NA
33.17	COPPER WASHER ID 20 MM, 2 MM THICK	Per Piece	165.2	Per Piece	NA
33.18	COPPER WASHER ID 06 MM, 2 MM THICK	Per Piece	47.2	Per Piece	NA
33.19	COPPER WASHER ID 08 MM, 2 MM THICK	Per Piece	70.8	Per Piece	NA
33.20	CRC LECTRA CLEAN 350 GMS	Per Piece	397.81	Per Piece	NA
33.21	HEX BOLT Ø06 x 75	Per Piece	9.44	Per Piece	NA
33.22	HT bolt full threaded 24x65 mm	Per Piece	116.42	Per Piece	NA
33.23	Mica tape	Per Roll	105	Per Roll	NA
33.24	NEOPRENE RUBBER CHORD Ø 7.5 MM	Per Piece	53	Per Piece	NA
33.25	NEOPRENE RUBBER CHORD Ø 7 MM	Per Piece	51	Per Piece	NA
33.26	NEOPRENE RUBBER SHEET (1M X 2M X 5MM)	Per Piece	3451.5	Per Piece	NA
33.27	PRESSURE GAUGE (0.40)	Kg/cm <sup>2</sup>	5605	Kg/cm <sup>2</sup>	NA
33.28	Steel Screw 19 mm	Per Piece	2.35	Per Piece	NA
33.29	Steel Screw 25 mm	Per Piece	2.35	Per Piece	NA
33.30	Steel Screw 38 mm	Per Piece	2.36	Per Piece	NA
33.31	THREAD LOCKER (LOCTITE 290)	Per Piece	885	Per Piece	NA
33.32	U Clamp with bolt nut	Per Piece	350	Per Piece	NA
33.33	White Gland Seal (16 mm)	Per Kg.	1392	Per Kg.	NA







**Schedule of Rates for the FY 2024-25**

S. No	Description	Unit	Rate
34	<b>PVC Insulated wiring in PVC Conduit</b>		
34.01	Wiring of 3/5 pin 6amp. Light plug point for electrical Works with ISI marked 1.5 sq.mm nominal size FR PVC insulated unsheathed flexible copper conductor 1.1 kV grade and 1.5 sq.mm nominal size FR PVC insulated unsheathed flexible copper earth conductor 1.1 kV grade (IS:694) on surface ISI marked (IS:14927 P-II) UPVC casing capping & it's accessories like coupler, inner, outer, elbow, square box, tee, end cap etc., recessed 2nos. 18 SWG suitable G.I. box with earth terminal/ surface moulded UPVC Modular box, 3/5 pin 6 A modular switch, 6 A modular socket, Modular face plate with grid plate, screws.		
34.02	On board	P.point	270.6
34.03	Short point (up to 3 mtr.)	P.point	338.8
34.04	Medium point (up to 6mtr.)	P.point	454.3
34.05	Long point (up to 10 mtr.)	P.point	553.3
34.06	G.I./M.S./Wooden Boxes & Laminates		
34.07	Providing & Fixing of 18 SWG G.I./M.S. Sheet boxes for electrical Works, duly finished with two coats of red oxide and with earthing terminal of following size (nominal size) in recessed/surface as required.		
34.08	18 SWG MS. Sheet boxes		
34.09	75mm x 75mm x 60mm	Each	36.3
34.10	100mm x 100mm x 60mm	Each	48.4
34.11	150mm x 75mm x 60mm	Each	57.2
34.12	175mm x 100mm x 60mm	Each	61.6
34.13	150mm x 150mm x 60mm	Each	67.1
34.14	225mm x 100mm x 60mm	Each	69.3
34.15	200mm x 150mm x 60mm	Each	84.7
34.16	200mm x 125mm x 75mm	Each	99
34.17	200mm x 250mm x 75mm	Each	110
34.18	200mm x 250mm x 100mm	Each	123.2
34.19	250mm x 300mm x 75mm	Each	159.5
34.20	250mm x 300mm x 100mm	Each	167.2
34.21	300mm x 375mm x 75mm	Each	182.6
34.22	300mm x 375mm x 100mm	Each	193.6

*RF*

*Print*

*[Signature]*

*[Signature]*

*[Signature]*



34.23	250mm x 100mm x 60mm	Each	79.2
34.24	300mm x 100mm x 60mm	Each	92.4
34.25	300mm x 300mm x 75mm	Each	171.6
34.26	18 SWG GI Sheet boxes		
34.27	75mm x 75mm x 60mm	Each	45.1
34.28	100mm x 100mm x 60mm	Each	59.4
34.29	150mm x 75mm x 60mm	Each	67.1
34.30	175mm x 100mm x 60mm	Each	72.6
34.31	150mm x 150mm x 60mm	Each	77
34.32	225mm x 100mm x 60mm	Each	81.4
34.33	200mm x 150mm x 60mm	Each	100.1
34.34	200mm x 125mm x 75mm	Each	107.8
34.35	200mm x 250mm x 75mm	Each	119.9
34.36	200mm x 250mm x 100mm	Each	137.5
34.37	250mm x 300mm x 75mm	Each	169.4
34.38	250mm x 300mm x 100mm	Each	182.6
34.39	300mm x 375mm x 75mm	Each	193.6
34.40	300mm x 375mm x 100mm	Each	209
34.41	250mm x 100mm x 60mm	Each	92.4
34.42	300mm x 100mm x 60mm	Each	111.1
34.43	300mm x 300mm x 75mm	Each	190.3
34.44	Providing & fixing in position frame made out of M.S. angle (riveted or welded) as per IS: 2062-2011 finished with two coats of red oxide and two coats of enamel paint including cutting, welding, holes etc. of following sizes as required.		
34.45	25mm x 25mm x 3mm	Mtr.	101.2
34.46	25mm x 25mm x 5mm	Mtr.	158.4
34.47	35mm x 35mm x 5mm	Mtr.	224.4
34.48	40mm x 40mm x 5mm	Mtr.	258.5
34.49	50mm x 50mm x 6mm	Mtr.	381.7

Ch

Print

↓

\*

(L)

34.50	WIRING Description WIRING IN STEEL & PVC CONDUIT Wiring for light point / fan point / exhaust fan point / call bell point with 1.5 sq.mm FRLS PVC insulated copper conductor single core cable in surface / recessed steel conduit , with piano type switch , phenolic laminated sheet , suitable size MS box and earthing the point with 1.5 sq.mm FRLS PVC insulated copper conductor single core cable etc as required		
	Group A = $2 \times 3 + 1 \times 1.5 + 0.38$ (Wastage @ 5%) = 7.88 m Group B = $2 \times 4 + 1 \times 2 + .38$ (Wastage @ 5%) = 10.88 m Group C = $2 \times 5 + 1 \times 2.5 - 12.5 + 0.65$ (Wastage @ 5%) = 13.15 m		
34.51	Group A	Point	1221
34.52	Group B	Point	1466
34.53	Group C	Point	1823
34.54	Wiring for twin control light point with 1.5 sq.mm FRLS PVC insulated copper conductor single core cable in surface / recessed steel conduit , 2 way piano type switch , phenolic laminated sheet , suitable size MS box and earthing the point with 1.5 sq.mm FRLS PVC insulated copper conductor single core cable etc. as required.	Point	1835
34.55	Wiring for light point / fan point / exhaust fan point / call bell point with 1.5 sq.mm FRLS PVC insulated copper conductor single core cable in surface / recessed steel conduit , with modular switch , modular plate , suitable GI box and earthing the point with 1.5 sq.mm FRLS PVC insulated copper conductor single core cable etc. as required .		
34.56	Group A	Point	1244
34.57	Group B	Point	1488
34.58	Group C	Point	1845
34.59	Wiring for twin control light point with 1.5 sq.mm FRLS PVC insulated copper conductor single core cable in surface / recessed steel conduit , 2 way modular switch, modular plate , suitable GI box and earthing the point with 1.5 sq.mm. FRLS PVC insulated copper conductor single core cable etc .as required.		
34.60	Wiring for light / power plug with 2X4 sq . mm FRLS PVC insulated copper conductor single core cable in surface / recessed steel conduit alongwith 1 No. 4 sq . mm FRLS PVC insulated copper conductor single core cable for loop earthing as required .	Point	1981

ok Point   

34.61	Wiring for light / power plug with 4X4 sq. mm FRLS PVC insulated copper conductor single core cable in surface / recessed steel conduit alongwith 2 Nos. 4 sq. mm FRLS PVC insulated copper conductor single core cable for loop earthing as required .	Point	433
34.62	Wiring for circuit/ submain wiring alongwith earth wire with the following sizes of FRLS PVC insulated copper conductor, single core cable in surface/ recessed steel conduit as required.	Point	662
34.63	2 X 1.5 sq. mm + 1 X 1.5 sq. mm earth wire	Meter	327
34.64	2 X 2.5 sq. mm + 1 X 2.5 sq. mm earth wire	Meter	369
34.65	2 X 4 sq. mm + 1 X 4 sq. mm earth wire	Meter	428
34.66	2 X 6 sq. mm + 1 X 6 sq. mm earth wire	Meter	589
34.67	2 X 10 sq. mm + 1 X 6 sq. mm earth wire	Meter	710
34.68	2 X 16 sq. mm + 1 X 6 sq. mm earth wire	Meter	942
34.69	4 X 2.5 sq. mm + 2 X 2.5 sq. mm earth wire	Meter	560
34.70	4 X 4 sq. mm + 2 X 4 sq. mm earth wire	Meter	677
34.71	4 X 6 sq. mm + 2 X 6 sq. mm earth wire	Meter	924
34.72	4 X 10 sq. mm + 2 X 6 sq. mm earth wire	Meter	1166
34.73	4 X 16 sq. mm + 2 X 6 sq. mm earth wire	Meter	1645
34.74	Wiring for light point/ fan point/ exhaust fan point/ call bell point with 1.5 sq.mm FRLS PVC insulated copper conductor single core cable in surface / recessed medium class PVC conduit, with piano type switch, phenolic laminated sheet, suitable size M.S. box and earthing the point with 1.5 sq.mm. FRLS PVC insulated copper conductor single core cable etc. as required.		
34.75	Group A	Point	993
34.76	Group B	Point	1160
34.77	Group C	Point	1445
34.78	Wiring for twin control light point with 1.5 sq.mm FRLS PVC insulated copper conductor single core cable in surface / recessed medium class PVC conduit, 2 way piano type switch, phenolic laminated sheet, suitable size MS box and earthing the point with 1.5 sq.mm. FRLS PVC insulated copper conductor single core cable etc. as required.	Point	1457

*Ch*

*Prasad*



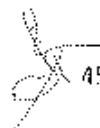


*Ch*

*Ch*

*Ch*

34.79	Wiring for light point/ fan point/ exhaust fan point/ call bell point with 1.5 sq.mm FRLS PVC insulated copper conductor single core cable in surface / recessed medium class PVC conduit, with modular switch, modular plate, suitable GI box and earthing the point with 1.5 sq.mm FRLS PVC insulated copper conductor single core cable etc. as required.		
34.80	Group A	Point	1015
34.81	Group B	Point	1182
34.82	Group C	Point	1467
34.83	Wiring for twin control light point with 1.5 sq.mm FRLS PVC insulated copper conductor single core cable in surface / recessed medium class PVC conduit, 2 way modular switch, modular plate, suitable GI box and earthing the point with 1.5 sq.mm FRLS PVC insulated copper conductor single core cable etc. as required.	Point	1562
34.84	Wiring for light / power plug with 2X4 sq. mm FRLS PVC insulated copper conductor single core cable in surface /recessed medium class PVC conduit alongwith 1 No. 4 sq. mm FRLS PVC insulated copper conductor single core cable for loop earthing as required.	Meter	334
34.85	Wiring for light / power plug with 4X4 sq. mm FRLS PVC insulated copper conductor single core cable in surface / recessed medium class PVC conduit alongwith 2 Nos. 4 sq. mm FRLS PVC insulated copper conductor single core cable for loop earthing as required.	Meter	537
34.86	Wiring for circuit / submain wiring alongwith earth wire with the following sizes of FRLS PVC insulated copper conductor, single core cable in surface / recessed medium class PVC conduit as required.		
34.87	2 X 1.5 sq. mm + 1 X 1.5 sq. mm earth wire	Meter	233
34.88	2 X 2.5 sq. mm + 1 X 2.5 sq. mm earth wire	Meter	275
34.89	2 X 4 sq. mm + 1 X 4 sq. mm earth wire	Meter	334
34.90	2 X 6 sq. mm + 1 X 6 sq. mm earth wire	Meter	439
34.91	2 X 10 sq. mm + 1 X 6 sq. mm earth wire	Meter	570
34.92	2 X 16 sq. mm + 1 X 6 sq. mm earth wire	Meter	772
34.93	4 X 2.5 sq. mm + 2 X 2.5 sq. mm earth wire	Meter	410
34.94	4 X 4 sq. mm + 2 X 4 sq. mm earth wire	Meter	537
34.95	4 X 6 sq. mm + 2 X 6 sq. mm earth wire	Meter	754
34.96	4 X 10 sq. mm + 2 X 6 sq. mm earth wire	Meter	1005

34.97	4 X 16 sq. mm + 2 X 6 sq. mm earth wire	Meter	1365
34.98	Rewiring for light point / fan point / exhaust fan point / call bell point with 1.5 sq.mm FRLS PVC insulated copper conductor single core cable and 1.5 sq.mm FRLS PVC insulated copper conductor single core cable as earth wire in existing surface / recessed steel / PVC conduit including dismantling as required .		
34.99	Group A	Point	574
34.100	Group B	Point	637
34.101	Group C	Point	894
34.102	Rewiring for twin control light point with 1.5 sq.mm FRLS PVC insulated copper conductor single core cable and 1.5 sq.mm FRLS PVC insulated copper conductor single core cable as earth wire in existing surface / recessed steel / PVC conduit including dismantling as required .	Point	894
34.103	Supplying and drawing following sizes of FRLS PVC insulated copper conductor , single core cable in the existing surface / recessed steel / PVC conduit as required .		
34.104	1 X 1.5 sq. mm	Meter	45
34.105	2 X 1.5 sq. mm	Meter	70
34.106	3 X 1.5 sq. mm	Meter	95
34.107	4 x 1.5 sq. mm	Meter	120
34.108	5 x 1.5 sq. mm	Meter	155
34.109	6 x 1.5 sq. mm	Meter	181
34.110	7 x 1.5 sq. mm	Meter	216
34.111	8 x 1.5 sq. mm	Meter	241
34.112	9 x 1.5 sq. mm	Meter	285
34.113	10 x 1.5 sq. mm	Meter	311
34.114	2 x 2.5 sq. mm	Meter	98
34.115	3 x 2.5 sq. mm	Meter	137
34.116	4 x 2.5 sq. mm	Meter	177
34.117	5 x 2.5 sq. mm	Meter	226
34.118	6 x 2.5 sq. mm	Meter	265
34.119	7 x 2.5 sq. mm	Meter	314
34.120	8 x 2.5 sq. mm	Meter	353
34.121	9 x 2.5 sq. mm	Meter	412
34.122	10 x 2.5 sq. mm	Meter	451



 45



34.123	2 x 4 sq. mm	Meter	147
34.124	3 x 4 sq. mm	Meter	206
34.125	4 x 4 sq. mm	Meter	275
34.126	5 x 4 sq. mm	Meter	337
34.127	6 x 4 sq. mm	Meter	396
34.128	7 x 4 sq. mm	Meter	457
34.129	8 x 4 sq. mm	Meter	516
34.130	9 x 4 sq. mm	Meter	579
34.131	10 x 4 sq. mm	Meter	648
34.132	2 x 6 sq. mm	Meter	216
34.133	3 x 6 sq. mm	Meter	304
34.134	4 x 6 sq. mm	Meter	402
34.135	5 x 6 sq. mm	Meter	491
34.136	6 x 6 sq. mm	Meter	598
34.137	7 x 6 sq. mm	Meter	687
34.138	8 x 6 sq. mm	Meter	785
34.139	9 x 6 sq. mm	Meter	874
34.140	10 x 6 sq. mm	Meter	967
34.141	Supplying and drawing following pair 0.5mm dia FRLS PVC insulated annealed copper conductor, unarmored telephone cable in the existing surface/ recessed steel/ PVC conduit as required.		
34.142	1 Pair	Meter	31
34.143	2 Pair	Meter	38
34.144	4 Pair	Meter	54
34.145	Supplying and drawing co-axial TV cable RG-6 grade, 0.7 mm solid copper conductor PE insulated, shielded with fine lined copper braid and protected with PVC sheath in the existing		Meter 47
34.146	Supplying and fixing of following sizes of steel conduit along with accessories in surface / recess including painting in case of surface conduit , or cutting the wall and making good the same in case of recessed conduit as required		
34.147	20 mm	Meter	223
34.148	25 mm	Meter	256
34.149	32 mm	Meter	326

34.150	40 mm	Meter	470
34.151	50 mm	Meter	584
34.152	Supplying and fixing of following sizes of medium class PVC conduit along with accessories in surface / recess including cutting the wall and making good the same in case of recessed conduit as required		
34.153	20 mm	Meter	128
34.154	25 mm	Meter	145
34.155	32 mm	Meter	184
34.156	40 mm	Meter	228
34.157	50 mm	Meter	284
34.158	Supplying and fixing metal box of following sizes (nominal size) on surface or in recess with suitable size of phenolic laminated sheet cover in front including painting etc. as required.		
34.159	75mm x 75mm x 60mm deep	Each	178
34.160	100mm x 100mm x 60mm deep	Each	209
34.161	150mm x 75mm x 60mm deep	Each	216
34.162	150mm x 150mm x 60mm deep	Each	311
34.163	180mm x 100mm x 60mm deep	Each	245
34.164	200mm x 125mm x 60mm deep	Each	323
34.165	200mm x 150mm x 60mm deep	Each	355
34.166	200mm x 150mm x 75mm deep	Each	363
34.167	200mm x 250mm x 60mm deep	Each	468
34.168	200mm x 250mm x 75mm deep	Each	488
34.169	200mm x 150mm x 100mm deep	Each	412
34.170	200mm x 250mm x 100mm deep	Each	506
34.171	200mm x 300mm x 60mm deep	Each	525
34.172	200mm x 300mm x 100mm deep	Each	561
34.173	250mm x 300mm x 60mm deep	Each	607
34.174	250mm x 300mm x 100mm deep	Each	653
34.175	Supplying and fixing following piano type switch/socket on the existing switch box/cover including connections etc. as required		
34.176	5/6 amps switch	Each	52
34.177	2 way 5/6 A switch	Each	64
34.178	15/16A switch	Each	121

34.179	3 pin 5/6 A socket outlet	Each	69
34.180	8 pin 15/16 A socket outlet	Each	137
34.181	Telephone socket outlet	Each	109
34.182	TV antenna socket outlet	Each	95
34.183	Bell push	Each	83
34.184	Supplying and fixing following modular switch/socket on the existing modular plate & switch box including connections but excluding modular plate etc. as required.		
34.185	5/6 A switch	Each	103
34.186	2 way 5/6 switch	Each	148
34.187	15/16 A switch	Each	156
34.188	3 pin 5/6 A socket outlet	Each	122
34.189	6 pin 15/16 A socket outlet	Each	197
34.190	Telephone socket outlet	Each	148
34.191	TV antenna socket outlet	Each	148
34.192	Bell push	Each	140
34.193	Supplying and fixing two module stepped type electronic fan regulator on the existing modular plate switch box including connections but excluding modular plate etc. as required.	Each	369
34.194	Supplying and fixing modular blanking plate on the existing modular plate & switch box excluding modular plate as required.	Each	40
34.195	Supplying and fixing size/modules, GI box alongwith modular base & cover plate for modular switches in recess etc. as required.		
34.196	1 or 2 Module (75mm X 75mm)	Each	298
34.197	3 Module (100mm X 75mm)	Each	327
34.198	4 Module (125mm X 75mm)	Each	343
34.199	6 Module (200mm X 75mm)	Each	402
34.200	8 Module (125mm X 125mm)	Each	454
34.201	12 Module (200mm X 150mm)	Each	547
34.202	Supplying and fixing following Modular base & cover plate on existing modular metal boxes etc. as required.		
34.203	1 or 2 Module	Each	133
34.204	3 Module	Each	151
34.205	4 Module	Each	158
34.206	6 Module	Each	182

*Ali*

*Amir*

*Sh*

*A*

*D*



34.207	8 Module	Each	211
34.208	12 Module	Each	272
34.209	Supplying and fixing metal box of 150mm X 75mm X 60mm deep ( nominal size ) on surface or in recess with suitable size of phenolic laminated sheet cover in front including providing and fixing 3 pin 5/6 A socket outlet and 5/6 A piano type switch , connections , painting etc. as required .	Each	358
34.210	Supplying and fixing metal box of 180mm X 100mm X 60mm deep (nominal size) on surface or in recess with suitable size of phenolic laminated sheet cover in front including providing and fixing 6 pin 5/6 & 15/16 A socket outlet and 15/ 16 A piano type switch, connections, painting etc. as required.	Each	488
34.211	Supplying and fixing suitable size GI box with modular plate and cover in front on surface or in recess, including providing and fixing 3 pin 5/6 A modular socket outlet and 5/6 A modular switch, connections etc. as required.	Each	477
34.212	Supplying and fixing suitable size GI box with modular plate and cover in front on surface or in recess, including providing and fixing 6 pin 5/6 & 15/16 A modular socket outlet and 15/16 A modular switch, connections etc. as required.	Each	586
34.213	Supplying and fixing 3 pin, 5 A ceiling rose on the existing junction box/ wooden block including connections etc. as required.	Each	87
34.214	Supplying and fixing brass batten/ angle holder including connection etc. as required.	Each	133
34.215	Installation ,Testing, Commissioning of wall bracket/ceiling fittings of all sizes and shapes containing upto two GLS/CFL/LED lamps per fitting, complete with all accessories including connections etc. as required.	Each	119
34.216	Supplying and fixing stiff pendent with 300 mm long, 20 mm dia X 1.6 mm thick steel conduit, aluminum cast back plate and brass holder complete, including wiring the down rod with 1.5 sq. mm FRLS PVC insulated, copper conductor, single core cable and painting etc. as required.	Each	304
34.217	Supplying and fixing call bell/ buzzer suitable for single phase, 230 V, complete as required.	Each	99
34.218	Providing and fixing plain 16/0.20mm (0.50sqmm) twin flat flexible, FRLS PVC insulated, copper conductor cable, in PVC sleeve of suitable size on the floor/ wall, or side of the table/ door etc. As required.	Meter	44

Ch

*[Signature]*

49

*[Signature]*

*[Signature]*

34.219	Providing and fixing plain 16/0.20mm (0.50sqmm) twin circular flexible FRLS PVC insulated, PVC sheathed copper conductor cable direct on the wall with PVC clips etc. as required.	Meter	40
34.220	Providing and fixing extra conduit down rod of 20 mm dia , 2 X 10 cm length , wiring with 2 X 1.5 sq . mm FRLS PVC insulated , copper conductor , single core cable including painting etc. as required . ( Note : More than 5 cm length shall be rounded to the nearest 10 cm and 5 cm or less shall be ignored)	Each	55
34.221	Installation , testing and commissioning of ceiling fan , including wiring the down rods of standard length ( upto 30 cm ) with 1.5 sq . mm FRLS PVC insulated , copper conductor , single core cable etc. as required	Each	213
34.222	Installation , testing and commissioning of ceiling fan , including wiring the down rods of standard length ( upto 30 cm ) with 1.5 sq. mm FRLS PVC insulated , copper conductor , single core cable , including providing and fixing phenolic laminated sheet cover of the fan box etc. as required	Each	339
34.223	Supplying and fixing extra down rod mm dia , heavy gauge including painting etc. as required . ( Note : More than 5 cm length shall be rounded to the nearest 10 cm and 5 cm or less shall be ignored )	Each	46
34.224	Supplying and fixing extra conduit down rod of 20 cm length G.I. pipe 15 mm dia , heavy gauge including painting etc. as required . ( Note : More than 5 cm length shall be rounded to the nearest 10 cm and 5 cm or less shall be ignored )	Each	52
34.225	Installation of exhaust fan in the existing opening , including making good the damage , connection , testing , commissioning etc. as required		
34.226	Upto 450 mm sweep	Each	450
34.227	510 mm sweep	Each	643
34.228	Extra for fixing the louvers / shutters complete with frame for a exhaust fan of all sizes .	Each	207
34.229	Painting of ceiling fan in installed position with one or more coats of spray painting with synthetic enamel paint of approved brand and manufacture to give an even shade , including cleaning of surface with detergent etc. as required .	Each	154
34.230	Supplying and drawing of UTP 4 pair CAT 6 IAN Cable in the existing surface / recessed Steel / PVC conduit as required .		
34.231	1 run of cable	Meter	57
34.232	2 run of cable	Meter	96
34.233	3 run of cable	Meter	134
34.234	Wiring for group controlled ( looped ) light point / fan point / exhaust fan point / call bell point ( without independent switch etc. ) with 1.5 sq . mm FRLS PVC insulated copper conductor single core cable in surface / recessed steel conduit , and earthing the point with 1.5 sq . mm FRLS PVC insulated copper conductor single core cable etc. as required		
34.235	Group A	Point	777
34.236	Group B	Point	939
34.237	Group C	Point	1094

34.238	Wiring for group controlled ( looped ) light point / fan point / exhaust fan point / call bell point ( without independent switch etc. ) with 1.5 sq . mm FRLS PVC insulated copper conductor single core cable in surface / recessed PVC conduit , and earthing the point with 1.5 sq . mm FRLS PVC insulated copper conductor single core cable etc. as required.		
34.239	Group A	Point	649
34.240	Group B	Point	753
34.241	Group C	Point	858
34.242	Supplying and fixing suitable size GI box with modular plate and cover in front on surface or in recess , including providing and fixing 2 nos . 3 pin 5/6 A modular socket outlet and 2 nos . 5/6 A modular switch , connections etc. as required . (For light plugs to be used in non residential buildings).	Each	676
34.243	Supplying & fixing suitable size GI box with modular plate and cover in front on surface or in recess including providing and fixing 25 A modular socket outlet and 25 A modular SP MCB , " C " curve including connections, painting etc. as required .	Each	727
34.244	Supplying and fixing PVC batten / angle holder including connections etc. as required .	Each	110
34.245	Dismantling of ceiling fan and painting the same with one or more coats of spray painting with synthetic enamel paint of approved brand and manufacture to give an even shade , including cleaning of surface with detergent and replacing the damaged rubber reel , nuts and bolts with washers and safety pins , reinstalling the same as required .	Each	261
35	<b>Fixing work with different materials</b>		
35.01	Providing & Fixing of Powder coated CRCA sheet enclosures on existing angle iron frame by means of nuts and bolts and making holes , Din rail etc.		
35.02	1.0mmthick	Sqm.	1246.3
35.03	1.6mmthick	Sqm.	1688.5
35.04	2.0mmthick	Sqm.	2042.7
35.05	2.5mmthick	Sqm.	2402.4
35.06	Providing & Fixing of M.S. flat as per IS: 2062-2011 on existing angle iron frame and making required no. of holes for fixing accessories including one coat of redoxide paint and two coats of enamel paint etc. as required.		
35.07	25 mmx3 mm	Mtr.	57.2
35.08	25 mmx5 mm	Mtr.	90.2
35.09	32 mmx5 mm	Mtr.	114.4
35.10	40 mmx6 mm	Mtr.	139.7
35.11	50 mmx6 mm	Mtr.	206.8
35.12	50 mmx 10 mm	Mtr.	328.9

35.13	Providing & Fixing of paper phenolic resin bonded laminates conforming to IS:2036-1995 for boxes/frames including making holes for switches etc, with brass/zinc plated screws, washers, nut and bolts as required.		
35.14	3.0mm thick	Sq.m	839.3
35.15	4.8mm thick	Sq.m	992.2
35.16	6.4mm thick	Sq.m	1122
35.17	9.0mm thick	Sq.m	1428.9
35.18	12.0 mm thick	Sq.m	1903
35.19	19.0 mm thick	Sq.m	2961.2
35.20	25.0 mm thick	Sq.m	5344.9
35.21	Providing & Fixing of phenolic laminated sheet 2.0 mm thick of following size Including screws, cup washer as required.		
35.22	75 mmdia	Each	7.7
35.23	100 mmdia.	Each	13.2
35.24	Providing & fixing of P.V.C. sheet 2.0 mm thick of following size Including screws, cup washer as required.		
35.25	75mmdia.	Each	4.4
35.26	100 mmdia.	Each	7.7
35.27	Providing & Fixing of Aluminum sheet 1.0 m thick of following size dia. Including screws, cup washer as required.		
35.28	75mmdia.	Each	5.5
35.29	100 mmdia.	Each	8.8
35.30	Providing & Fixing of surface/recessed type 10 mm thick wood board duly anti-termite treated, varnished and fixed by using gullies/ PVC fasteners of following size as required.		
35.31	150 mm x 75mm	Each	23.1
35.32	100 mm x 100 mm	Each	24.2
35.33	100 mm x 175 mm	Each	31.9
35.34	200 mm x 250 mm	Each	48.4
35.35	250 mm x 300 mm	Each	60.5
35.36	300 mm x 375 mm	Each	71.5
35.37	375 mm x 450 mm	Each	91.3
35.38	450 mm x 600 mm	Each	127.6
35.39	P&F 18 swg M.S. Recessed fan box, hexagonal/round of size 130 mm dia, depth 75mm, 12 mm dia rod fan hook with 100 mm length extended on each side.	Each	100.1







35.40	P&F 20 swg MS.Recessed concealed box, round of size 150 mm dia. depth 100 mm complete as required.	Each	81.4
35.41	Labour charges for dismantling of surface PVC/Steel conduit including wiring in conduit, conduit fittings and depositing the same with listing of material in store.	R.Mtr.	8.8
35.42	Labour charges for dismantling of surface/recessed switch board of any size and depositing the same with listing of material in store.	Each	3.3
35.43	Labour charges for dismantling of switch accessories like switch, socket, ceiling rose, holder and depositing the same with listing of material in store.	Each	3.3
35.44	Labour charges for dismantling of wiring in existing conduit of following size and depositing the same with listing of material in store.		
35.45	up to 2.5sq.mm.wire	R.Mtr.	2.2
35.46	4/6sq.mm.wire	R.Mtr.	3.3
35.47	10sq.mm.wire	R.Mtr.	4.4
35.48	P&F 3.0 mm thick Polypropelene plastic polished concealed fan box, square of size(106x106)mm dia,depth 50mm,10mm dia rod of SS with platinum coated with 55 mm length extended on each side .	Each	105.6
36	<b>Distribution Board &amp; it's Accessories</b>		
	Providing & Fixing of 240/415 V AC MCB with positive isolation of breaking capacity not less than 10KA (B/C tripping characteristic as per type of load and site requirement) 4KV impulse with stand voltage for electrical Works with ISI marked IS 8828(1996) /conforming to IEC 60898-1 2002,IEC 60947-2, low watt losses, trip free mechanism , energy limiting of class 3 as per IEC,minimum phase termination capacity of 35sq.mm. , conductor line load reversibility, label holding facility , IP 20 contact protection and fitted with existing distribution board/sheets, min. operation 20,000 upto 32 A rating and 10,000 upto 63 A, 5000 for 80 A rating including making connections, testing etc. as required.		
	<b>Single pole MCB</b>		
36.01	0.5A to 2 A rating	Each	231
36.02	3A to 5A rating	Each	221.1
36.03	6A to 32A rating	Each	156.2
36.04	40A rating	Each	312.4
36.05	50A/63A rating	Each	341
36.06	80A rating	Each	1195.7
	<b>Double pole MCB</b>		
36.07	0.5A to 2A rating	Each	561
36.08	3A to 5A rating	Each	553.3
36.09	6A to 32A rating	Each	445.5
36.10	40A rating	Each	682

eh

*Print*





36.11	50A to 63A rating	Each	733.7
36.12	80A rating	Each	2601.5
<b>Triple pole MCB</b>			
36.13	0.5A to 5A rating	Each	705.1
36.14	6A to 32A rating	Each	699.6
36.15	40A rating	Each	1007.6
36.16	50-63A rating	Each	1051.6
36.17	80A rating	Each	3566.2
36.18	100A rating	Each	3940.2
<b>Four pole MCB</b>			
36.19	0.5A to 5 A rating	Each	1128.6
36.20	6A to 32A rating	Each	976.8
36.21	40A rating	Each	1332.1
36.22	50-63A rating	Each	1391.5
36.23	80A rating	Each	4741
36.24	100A rating	Each	5168.9
	<p>Providing &amp; Fixing of 240/415VACMCB with positive isolation of breaking capacity not less than 10 KA ( D curve trip ping characteristic as per site requirement) 4KV impulse with stand voltage for electrical Works with ISI marked IS 8828(1996) / conforming to IEC60898-1 2002, IEC 60947-2, low watt losses, trip free mechanism, energy limiting of class 3 as per IEC, minimum phase termination capacity of 35 sq.mm., conductor line load reversibility, label holding facility , IP 20 contact protection and fitted with existing distribution board/sheets, min. operation 20,000 upto 32 A rating and 10,000 upto 63 A, 5000 for 80 A rating including making connections, testing etc. as required.</p>		
<b>Triple pole MCB</b>			
36.25	0.5A to 5 A rating	Each	742.5
36.26	6A to 32 A rating	Each	734.8
36.27	40 A rating	Each	1059.3
36.28	50A/63A rating	Each	1111
	<p>Providing &amp; Fixing of 240/415 V isolator for electrical Works with ISI marked IS:13947-III/conforming to IEC 60947-3, suitable for AC 22A utilization category, 4KV impulse with stand voltage, true contact indication, Red colour dolly/lever shall have single mould covering over all poles for operation , two positioned in rail mounting, minimum phase termination capacity of 35 sq.mm. , label holding facility , IP 20 contact protection and fitted with existing distribution board / sheet including making connections, testing etc. as required.</p>		
<b>Double pole isolator</b>			
36.29	30A/40A rating	Each	276.1

36.30	63A rating	Each	352
36.31	80A/100A rating	Each	455.4
<b>Triple pole Isolator</b>			
36.32	40A rating	Each	520.3
36.33	63A rating	Each	601.7
36.34	80A/100A rating	Each	723.8
<b>Four pole Isolator</b>			
36.35	40A rating	Each	600.6
36.36	63A rating	Each	649
36.37	80A/100A rating	Each	830.5
	Providing & Fixing of 240/415V factory fitted RCBO with overload, short circuit and earth leakage protection for electrical Works with ISI marked (IS 12640-2)/ conforming to IEC 61009-1, breaking capacity 10 KA, true position indication and trip free mechanism, line load reversibility, provision for padlock, min. operation 10,000 upto 63 A rating and 5000 for 80 A-100A rating, minimum phase termination capacity of 35sq.mm. ,IP 20 contact protection with existing distribution board /sheet including making connections,testing etc.		
<b>Two pole 30mA sensitivity</b>			
36.38	6A-32A rating	Each	2159.3
36.39	40A rating	Each	2498.1
36.40	63A rating	Each	2896.3
<b>Two pole 100/300mA sensitivity</b>			
36.41	6A-32A rating	Each	2277
36.42	40A rating	Each	2660.9
36.43	63A rating	Each	3089.9
<b>Four pole 30mA sensitivity</b>			
36.44	6A-32A rating	Each	2829.2
36.45	40A rating	Each	2976.6
36.46	63A rating	Each	3418.8
<b>Four pole 100/300mA sensitivity</b>			
36.47	6A-32A rating	Each	2902.9
36.48	40A rating	Each	3008.5
36.49	63A rating	Each	3434.2



	Providing & Fixing of 240/115V Residual current circuit breaker(RCCB) for electrical Works with ISI marked (IS:12640-1)/conforming to IEC 61008-1, rated conditionals/current of 10KA, truly current operated and shall operate on CBCT mechanism, provision for pad lock,min. operation 10,000 upto 63 A rating and 5000 for 100A rating, minimum phase termination capacity of 50 sq.mm, rigid wire, IP 20 contact protection with existing distribution board/sheet including making connections, testing etc.		
<b>Two pole 30mA sensitivity</b>			
36.50	16/25A rating	Each	1805.1
36.51	32/40A rating	Each	1818.3
36.52	63A rating	Each	2376
<b>Two pole 100/300mA sensitivity</b>			
36.53	16/25A rating	Each	1753.4
36.54	40A rating	Each	1798.5
36.55	63A rating	Each	2372.7
<b>Four pole 30mA sensitivity</b>			
36.56	25A rating	Each	2238.5
36.57	40A rating	Each	2268.2
36.58	63A rating	Each	2385.9
36.59	100A rating	Each	5637.5
<b>Four pole 100/300mA sensitivity</b>			
36.60	25A rating	Each	2179.1
36.61	40A rating	Each	2216.5
36.62	63A rating	Each	2356.2
36.63	100A rating	Each	5711.2
	Providing & Fixing of IK09 recessed/surface mounting heavy duty horizontal type sheet steel of 1.6 mm thick Distribution board for electrical Works ISI marked conforming to IS-13032&IS-8623/conforming to IEC 61439-3. Phosphatised/ powder painted complete with suitable rating insulated copper busbar,shorting link , neutral link , earth link , connecting wire of suitable rating and din bar,masking sheet, including making internal DB terminations with copper lugs and with detachable gland plate.including making connections, testing etc.		
<b>IP-43 Double door(single phase)</b>			
36.64	4Way(4 O/G +2 I/C)	Each	818.4
36.65	6Way(6 O/G +2 I/C)	Each	892.1
36.66	8Way(8 O/G +2 I/C)	Each	1047.2
36.67	12Way(12O/G +2I/C)	Each	1216.6
36.68	16Way(16O/G +2I/C)	Each	1577.4

*Ch*

*Prat*

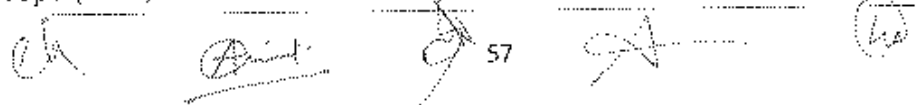
*56*

*A*

*13*



IP-43 Double door (Three phase)			
36.69	4 Way(12 O/G+8 I/C)	Each	1762.2
36.70	6 Way(18 O/G+8 I/C)	Each	2108.7
36.71	8 Way(24 O/G+8 I/C)	Each	2610.3
36.72	12Way(36 O/G+ 8 I/C)	Each	3872
	Providing & Fixing of IK09 recessed/surface mounting heavy duty Flexi/Row TPN sheet steel 1.6 mm thick Distribution board for electrical Works ISI marked conforming to IS-13032 & IS-8623/conforming to IEC 61439-3. Phosphatised/ powder painted complete with suitable rating insulated copper bus bar,shorting link , neutral link, earth link and din bar,masking sheet, including making internal DB terminations with copper lugs and with detachable gland plate, testing etc.		
IP-43 Double door			
36.73	2 Row 28 Module (14 module per row)	Each	2550.9
36.74	3 Row 42 Module (14 module per row)	Each	3038.2
36.75	4 Row 56 Module(14 module per row)	Each	3502.4
36.76	4 Row 64 Module(16 module per row)	Each	3885.2
	Providing & Fixing of recessed/surface mounting type sheet steel / Plastic enclosure for electrical Works conforming to IEC 61439-3 of 1.6 mm thick for housing MCB / Isolator with Din rail including.		
	With sheet steel enclosure		
36.77	One way	Each	211.2
36.78	Two way	Each	306.9
36.79	Four way	Each	313.5
	With plastic enclosure		
36.80	One way	Each	100.1
36.81	Two way	Each	126.5
36.82	Four way	Each	182.6
	Providing & Fixing of metal clad industrial plug top & socket unit with pin and sleeve type copper contact on porcelain/bakelite base in sheet steel (CRCA) powder coated enclosure		
36.83	20A Double Pole (single phase Three pin)	Each	876.7
36.84	20A (Three phase Three pole)	Each	1592.8
36.85	30A-32A(three phase Three pole)	Each	1873.3
36.86	63A (Three phase Five pin 3P+N+E))	Each	6603.3
	Providing & Fixing of Industrial plug and socket as per IEC 60309-1/2 made out of self extinguishing engineering polymer /polyamide, nickel plated brass sleeve and pins, socket with shutter including making connection etc as required complete in all respect.		
	Panel mounted socket		
36.87	16A 3pin (2P+E)	Each	482.9



36.88	32A 3 pin(2P+E)	Each	569.8
36.89	32A 5 pin(3P+N+E)	Each	750.2
36.90	63A 5 pin(3P+N+E)	Each	1820.5
	Surface/Wall mounted socket		
36.91	16A 3 pin(2P+E)	Each	647.9
36.92	32A 3 pin(2P+E)	Each	788.7
36.93	32A 5 pin(3P+N+E)	Each	1012
36.94	63A 5 pin(3P+N+E)	Each	2307.8
	Plug top		
36.95	16A 3 pin(2P+E)	Each	383.9
36.96	32A 3 pin(2P+E)	Each	619.3
36.97	32A 5 pin(3P+N+E)	Each	663.3
36.98	63A 5 pin(3P+N+E)	Each	1678.6
	Providing & Fixing of IK09 rating recessed/surface mounting heavy duty Vertical type sheet steel 1.6 mm thick Distribution board for electrical Works ISI marked conforming to IS-33032 & IS-8623/conforming to IEC61439-3 with provision of incomer suitable for MCB / RCCB and SP / TP MCB as outgoing , phosphatised, powder painted complete with insulated suitable rating copper bus bar , neutral link, earth link and din bar ,maskingsheet,including making internal DB terminations with copper lugs and with detachable gland plate , testing etc. as required complete in all respect.		
	<b>IP-43 Double door</b>		
36.99	4 Way (8+12)	Each	4536.4
36.100	6 Way(8+18)	Each	5274.5
36.101	8 Way(8+24)	Each	5561.6







**Schedule of Rates for the FY 2024-25**

S. No	Description	Unit	Rate
	Providing & Fixing of 1K 09 rating recessed/surface mounting heavy duty Vertical type sheet steel 1.6 mm thick Distribution board for electrical Works ISI marked conforming to IS-13032 & IS-8623/conforming to IEC61439-3 with provision of incomer suitable for MCCB and SP/TPMC outgoing, phosphatised, powder painted complete with insulated suitable rating copper bus bar, neutral link, earth link and din bar,maskingsheet,including making internal DB terminations with copper lugs and with detachable gland plate, testing etc. as required complete in all respect.		
	<b>IP43-Double door with Provision of Incomer MCCB 100/125/160A Rating</b>		
36.102	4Way	Each	4980
36.103	6Way	Each	5917
36.104	8Way	Each	6248
36.105	12Way	Each	8588
	<b>IP-43Double door with Provision of Incomer MCCB200/ 250A Rating</b>		
36.106	4Way	Each	10072
36.107	6Way	Each	10750
36.108	8Way	Each	10920
36.109	12Way	Each	11805
	Providing & Fixing of recessed/surface mounting heavy duty sheet steel 1.6mm thick End Box for electrical Works for distribution board duly phophatised powder coated complete as required.		
36.110	For TPN 4 way DB	Each	479
36.111	For TPN 6 way DB	Each	524
36.112	For TPN 8 way DB	Each	560
36.113	For TPN 12 way DB	Each	745
36.114	For all others VIPNDB	Each	1151
<b>37</b>	<b>Electrical Accessories</b>		

*Ch*

*Print*

*[Signature]*

*[Signature]*

*[Signature]*

37.01	Providing & Fixing of ISI marked (IS:3854) 6 amp. flush type non modular switch for electrical Works, made out from industrial grade Polycarbonate or fire resistant ABS material, minimum width of switch toggle ( PUSH PART ) should not less than 18 mm, brass terminal & captive screws including cutting hole in tile and making connection testing etc. as required.	Each	20
37.02	Providing & Fixing of ISI marked (IS:3854) 6 amp. flush type non modular switch for electrical Works, made out from industrial grade Polycarbonate or fire resistant ABS material, minimum width of switch toggle should not less than 18 mm, brass terminal & captive screws including cutting hole in tile and making connection testing etc.	Each	51
37.03	Providing & Fixing of 3 pin 6amp. flush type non modular socket for electrical Works, made out from industrial grade Polycarbonate or fire resistant ABS material, brass terminal with Porcelain based back cover & captive screws including cutting hole in tile and making connection testing etc. as required.	Each	24
37.04	Providing & Fixing of 3/6pin 16amp flush type non modular socket for electrical Works, made out from industrial grade Poly carbonate or fire resistant ABS material, brass terminal with Porcelain based back cover & captive screws including cutting hole in tile and making connection testing etc. as required.	Each	53
37.05	Providing & Fixing of ISI marked (IS:3854) non modular 6A bell push surface type for electrical Works, made out from industrial grade Polycarbonate or fire resistant ABS material, minimum width of switch toggle( PUSH PART ) should not less than 18 mm, brass terminal & captive screws including making connection testing etc. as required.	Each	22
37.06	Providing & Fixing of ISI marked (IS:3854) twin control non modular 6A switch surface type for electrical Works, made out from industrial grade Polycarbonate or fire resistant ABS material, minimum width of switch toggle should not less than 18 mm, brass terminal & captive screws including making connection testing etc. as required.	Each	31







**Schedule of Rates for the FY 2024-25**

SNo.	Description	Unit	Rate
37.07	Providing & Fixing of ISI marked (IS:3854) non modular 6A bell push flush type for electrical Works, made out from industrial grade Polycarbonate or fire resistant ABS material, minimum width of switch toggle ( PUSH PART ) should not be less than 18 mm, brass terminal & captive screws including cutting hole in tile and making connection testing etc.	Each	22
37.08	Providing & Fixing of ISI marked (IS:3854) non modular 6A twin control switch flush type for electrical Works, made out from industrial grade Polycarbonate or fire resistant ABS material, minimum width of switch toggle should not be less than 18 mm, brass terminal & captive screws including cutting hole in tile and making connection testing etc.	Each	22
37.09	Providing & Fixing of ISI marked non modular 6A hanging bell push/on away switch made out from industrial grade Polycarbonate or fire resistant ABS material, minimum width of switch toggle ( PUSH PART ) should not be less than 18 mm, brass terminal & captive screws including making connection testing etc. as required.	Each	23
37.10	Providing & Fixing of ISI marked (IS:3854) 6amp. Combined flush type non modular socket and switch set for electrical Works, made out from industrial grade Polycarbonate or fire resistant ABS material, minimum width of switch toggle (PUSH PART) should not be less than 18 mm, brass terminal with Porcelain based back cover & captive screws including cutting hole in tile and making connection testing etc. as required.	Each	89
37.11	Providing & Fixing of ISI marked (IS:3854) 16 amp. Combined flush type non-modular socket and switch set with indicator and fuse set for electrical Works, made out from industrial grade Polycarbonate or fire resistant ABS material, brass terminal with Porcelain based back cover & captive screws including cutting hole in tile and making connection testing etc. as required.	Each	131
37.12	Providing and fixing of non modular power plug point accessories for electrical Works with 18 SWG GI box of size 175 x 100 x 60 mm with earthing terminal/connector on recessed/surface with suitable size phenolic laminated sheet (IS : 2036 -1995) cover including cost of 16 amp. Switch (IS :3854) and 3/6 pin 16 amp. socket outlet .	Each	219

*ah*

*Print*

*61*

*A*

*hw*

37.13	Providing & Fixing of ISI marked (IS:371) 6 amp surface type 3pin ceiling roses for electrical Works,made out from industrial grade Polycarbonate or fire resistant ABS material,brass terminal & captive screws including making connection testing etc. as required.	Each	20
37.14	Providing & Fixing of ISI marked (IS:1258) 6amp batter/angle lamp holder for electrical Works,made out from industrial grade Polycarbonate or fire resistant ABS material,brass terminal & captive screws including making connection testing etc. as required.	Each	21
37.15	Providing & Fixing of ISI marked(IS:1293) 6amp unbreakable 3 pin plug top with lamp indicator for electrical Works,made out from industrial grade Polycarbonate or fire resistant ABS material, brass terminal including making connection testing etc. as required.	Each	32
37.16	Providing & Fixing of ISI marked (IS:1293) 16 amp unbreakable 3 pin plug top with lamp indicator for electrical Works, made out from industrial grade Polycarbonate or fire resistant ABS material,brass terminal including making connection testing etc. as required.	Each	50
37.17	Providing & Fixing of flush type non-modular 2 pin telephone socket with plug top for electrical Works, made out from industrial grade Polycarbonate or fire resistant ABS material, brass terminals including making connection testing etc.	Each	40
37.18	Providing & Fixing of flush type non modular single line telephone jack for electrical Works,made out from industrial grade Polycarbonate or fire resistant ABS material,including making connection testing etc.as required.	Each	52
37.19	Providing & Fixing of flush type non-modular double line telephone jack for electrical Works, made out from industrial grade Polycarbonate or fire resistant ABS material,including making connection testing etc. as required.	Each	61
37.20	Providing & Fixing of flush type non modular coaxial T.V. socket for electrical Works, made out from industrial grade Polycarbonate or fire resistant ABS material, including making connection testing etc. as required.	Each	26







37.21	Providing & Fixing of non-modular socket size flush type 120 watt rotary minimum 5 step fan regulator for electrical Works, ISI marked (IS:11037) made out from industrial grade Polycarbonate or fire resistant ABS material including making connection testing etc. as required.	Each	149
37.22	Providing & Fixing of non modular socket size flush type 180 watt rotary minimum 5 step fan regulator for electrical Works, ISI marked (IS:11037) made out from industrial grade Polycarbonate or fire resistant ABS material including making connection testing etc. as required.	Each	176
37.23	Providing & Fixing of non modular Switch size flush type 100 watt rotary Minimum 5 step fan regulator for electrical Works, ISI marked (IS:11037) made out from industrial grade Polycarbonate or fire resistant ABS material including making connection testing etc. as required.	Each	127
37.24	Providing & Fixing of 100 watt non modular switch type dimmer ISI marked (IS :11037) for electrical works,made out from industrial grade Polycarbonate or fire resistant ABS material including making connection testing etc. as required.	Each	130
37.25	Providing & Fixing of Socket size 200 watt non modular flush type dimmer ISI marked (IS :11037) for electrical Works, made out from industrial grade Polycarbonate or fire resistant ABS material including making connection testing etc. as required.	Each	153
37.26	Providing & Fixing of ISI marked(IS:2268-1994) gong bell for electrical Works, including making connection testing etc. as required.	Each	74
37.27	Providing & Fixing of ISI marked surface type buzzer for electrical Works,(IS:2268-1994)including making connection testing etc. as required.	Each	54
37.28	Providing & Fixing of ISI marked(IS:2268-1994)single/ multi tone electronic call bell for electrical Works, including making connection testing etc. as required.	Each	223
37.29	Providing & Fixing of ISI marked (IS:2268-1994) ding dong/musical chime bell for electrical Works, including making connection testing etc. as required.	Each	117

*Ch*

*Print*

*Sh*

*A*

*(h)*

37.30	Providing & Fixing of office one module call bell system comprising of indicator for electrical Works, push to reset switch house din pvc/metallic sheet including making connection testing etc. as required.	Each	108
37.31	Providing & Fixing of 3Way Connector equivalent to 3pin ceiling rose for False Ceiling for electrical Works, made out from industrial grade Polycarbonate or fire resistant ABS material.	Each	23
37.32	Providing & Fixing of 3 Wire Shorting Connectors for Neutral or Phase for electrical Works, made out from industrial grade Polycarbonate or fire resistant ABS material.	Each	24
37.33	Providing & Fixing of 5 Wire Shorting Connectors for Neutral or Phase for electrical Works, made out from industrial grade Polycarbonate or fire resistant ABS material.	Each	33
	Providing & Fixing of modular type switch/bell push duty ISI marked (IS:3854) for electrical Works, made out of unbreakable and fire retardant virgin polycarbonate with brass terminals and captive screws & silver alloy contact tip with IP-20 rating, minimum width of 1 module switch toggle (PUSH PART) should not less than 20mm.		
37.34	6A one way switch	Each	56
37.35	6A two way switch	Each	80
37.36	6A bell push	Each	89
37.37	16Amp. 1 Module switch With LED Indicator	Each	114
37.38	25Amp. 1 Module switch With LED Indicator	Each	157
37.39	32Amp. 2 Module switch With LED Indicator	Each	293
	Providing & Fixing of modular type lock able feature socket duty ISI marked (IS:1293) for electrical Works, made out of unbreakable and fire retardant virgin polycarbonate with brass terminals and captive screws & silver alloy contact tip with IP-20 rating, minimum width of 1 module switch toggle (PUSH PART) should not less than 20mm.		
37.40	6A 3 pin shuttered socket	Each	95
37.41	16A 6 pin shuttered socket	Each	142
37.42	13A flat pin international socket	Each	145

*de*

*Amint*

*ch*

*✂*


*de*



37.43	25Amp. 2 Module Socket	Each	178
	Providing & Fixing of modular type Step fan regulator duly ISI marked(IS:11037) for electrical Works,made out of unbreakable and fire retardant virgin polycarbonate with brass terminals and captive screws & silver alloy contact tip with IP-20 rating , minimum width of 1 module switch toggle (PUSH PART) should not less then 20mm.		
37.44	5 step fan regulator 100 watt 2 Module	Each	341
37.45	5 step fan regulator 100 watt 1 Module	Each	250
37.46	Dimmer 300-500 watt 2 Module	Each	321
37.47	Dimmer 300-500 watt 1 Module	Each	226
	Providing & Fixing of following modular accessories for electrical Works, made out of unbreakable and fire retardant virgin polycarbonate with brass terminals and captive screws & silver alloy contact tip with IP-20 rating , minimum width of 1 module switch toggle(PUSH PART ) should not less then 20mm.		
37.48	2 pin Telephone socket	Each	112
37.49	RJ-11 telephone jack single two line	Each	77
37.50	USB Charger 1A-1M	Each	411
37.51	RJ-45 computer jack with shutter	Each	222
37.52	T.V.coaxial socket	Each	80
37.53	Blanking plate	Each	17
37.54	25Amp. 2 Module Motor Starter with on/ off Push button	Each	296
37.55	LED Skirting/Foot Light 2/3 Module	Each	275
37.56	Electronic Chime/Buzzer 2M	Each	154
37.57	Modular MCB6 Ato32 ASP(IS:8832marked)	Each	164
37.58	Modular MCB6 Ato32 ADP(IS:8832marked)	Each	361

ch

Print

(h)

	Providing & Fixing of following size mounting grid plate switch cover plates for electrical Works, made from fire retardant UV established high performance engineering plastic suitable for all universal metal boxes for front installation & removal direct fit type complete in all respect.		
37.59	1/2 Module	Each	53
37.60	3 Module	Each	69
37.61	4 Module	Each	72
37.62	5 Module	Each	85
37.63	6 Module	Each	91
37.64	8 Module	Each	130
37.65	10 Module	Each	157
37.66	12 Module	Each	168
37.67	16/18 Module	Each	260
	Providing & Fixing of following size hot dip galvanized M.S. box of 18 SWG for electrical Works, with earthing terminal in recess/ surface suitable for modular accessories as required.		
37.68	1-2 Module	Each	58
37.69	3 Module	Each	81
37.70	4/5 Module	Each	94
37.71	6/8 module	Each	141
37.72	10 /12 module	Each	211
37.73	16/18 module	Each	298
	Providing & Fixing of following size polycarbonate modular boxes for electrical Works, as per IS 14772-2000 in recess/ surface suitable for modular accessories as required.		0
37.74	1-2-3 Module	Each	59
37.75	4-5 Module	Each	101
37.76	6-8 Module	Each	140
37.77	10-12 Module	Each	198

al

*[Handwritten signature]*

*[Handwritten signature]*

*[Handwritten signature]*

*[Handwritten signature]*

37.78	16/18 Module	Each	228
37.79	Providing & Fixing of of ISO certified company made Multiple socket with surge and spikes protection cartridge not less than 5kV for electrical Works with minimum four nos. universal 6 A sockets, one 6 A switch and 3 pin company fitted plug top and 3 core multi-strand copper lead minimum 1.5mtr. including making connection etc as required.	Each	450
37.80	Supplying and fixing of power plug point with Modular accessories for electrical Works, on hot dipped galvanized modular box of 18 SWG with earthing terminal/connector on surface or in recessed with suitable size of modular face plate with grid plate and cover plate including cost of ISI marked modular 16 amp.	Each	437
	Providing & Fixing of ISO certified company made virgin material PVC trunking system for electrical Works, with double lock feature for cable management including finishing accessories like corners, tee, adjustable angles, junction etc. as required. The trunking system shall have adaptable system for modular type RJ 45 data socket/wiring accessories/power sockets and shall be covered with peel off plastic cover.		
37.81	32mmX20mm	Mtr.	135
37.82	80mmx 50mm	Mtr.	683
37.83	100/105mm x50mm	Mtr.	814
37.84	150/160mm x50mm	Mtr.	1381
37.85	195/200mm x50mm	Mtr.	1773

Schedule of Rates for the FY 2024-25			
SNo.	Description	Unit	Rate
	Supplying and fixing of ISO Certified company made Krone module with base frame for electrical Works, in the recess/surface made out of 16 SWG sheet steel box, front openable, having locking arrangements duly powder painted, including dressing, ferruling and punching of telephone cable with krone tool etc. as required.		
37.86	10 Pairs	Each	557
37.87	20 Pairs	Each	743
37.88	50 Pairs	Each	1204
37.89	100 Pairs	Each	3187
37.90	200 Pairs	Each	5339

37.91	<p>SITC of wall/free standing floor mounted dust and vermin proof compartmentalised cubical panel for electrical Works, made out of CRCA sheet. Other parameters required as per point</p> <p>(a) Thickness of sheet shall not be less than 1.6 mm up to 600 mm length/width of any compartment and be of 2.0 mm above 600 mm. Load bearing structure shall be of 2.0 mm thick sheet supported by base M.S. channel if required. Side walls and cable tray compartment shaving bolted type doors with/without detachable extension type structure (b) Panel shall be duly treated for derusting in 7 tank process with de phosphating and with powder coating of minimum 70 microns on both side of panel in desired shade The panel having PU/ Neoprene rubber gasket of not less than 3mm thickness, required hardware, separate detachable gland plate M.S. base channel (min 75mm), hinged door with locking arrangement for equipment/switchgear (c) Interconnection between bus bar and switch gears/cable shall be rigidly supported and made out by flexible copper wires (upto 125 amp ) and by solid bus bar(&gt; 125 amp ),</p>	Sq.Mtr.	3443
	(d) Only outer area on all sides shall be measured & panel to be fabricated only from CPRI approved fabricator.		
	Supplying and fixing of Aluminium (IEC 60105/ISO209-1,2)/Copper (IEC 60028) bus bar for electrical Works, by means of SMC/DMC type insulator, high tensile nuts and bolts spring washers in existing panel including bending , cutting in required shape and size and colour coding with heat shrinkable PVC sleeves.		
37.92	Electrolytic grade Aluminum busbar 6010 grade	Kg.	445
37.93	Electrolytic grade (Cu-ETP) Tin Coated annealed copper bus bars	Kg.	797
	Providing & Fixing of (upto 500V) range Voltmeter moving iron AC voltmeter of class 1.5 accuracy as per IS:1248 on existing panel for electrical Works, making connection by PVC insulated copper conductor with PVC sleeves/channel etc. as required.		
37.94	Analog type (96mmx96mm) flush mounting	Each	449
	Providing & Fixing of IP51 (upto 500V) range Voltmeter on existing panel for electrical Works, making connection by PVC insulated copper conductor with PVC sleeves / channel etc. Meter shall give true RMS measurements, acc. CI 1.0 or better, with field programmable primary & sec. values PT (VT) primary upto 2000kV.		
37.95	Digital type	Each	1053
	Providing & Fixing of IP51 CT operated direct reading type flush mounting Ampere meter of Moving Iron type of class 1.5 accuracy on existing panel for electrical Works, making connection by PVC insulated copper conductor with PVC sleeves/channel etc. as required.		
	Analog type( 96mmx96mm ) flush mounting		
37.96	Below500A	Each	462
37.97	Above500A	Each	630

al

Print

68

68

68

	Providing & Fixing of CT operated direct reading type IP-51 Am per meter on existing panel for electrical Works, making connection by PVC insulated copper conductor with PVC sleeves / channel etc. Ampere meter shall give true RMS measurement, Acc. Cl 1.0 or better, Measuring current range 50 mA to 6 A, with Field-programmable primary and secondary values CT primary upto 15000A, Field-programmable high and low threshold values as required.		
	Digital type Confirming to IEC62053-21		
37.98	Below 500A	Each	1039
37.99	Above 500A	Each	1442
	Providing & Fixing of BIS approved Current Transformer as for electrical Works, ISI marked as per IS 2705-1992/ conforming to IEC 60044- 1, with secondary terminal of CT shall be brought out suitable to a terminal block which shall be easier accessible for testing and terminal connection, with all necessary support in existing panel including connection etc. as required Current transformer Resin Cast Wound Primary / Ring Type Tape Wound as per IS 16227 with, Accuracy Cl, CT ratio and burden as specified.		
37.100	CT Class 1, Ratio up to 150/5, Burden 5VA	Each	355
37.101	CT Class 1, Ratio 200/5 to 300/5, Burden 10 VA	Each	435
37.102	CT Class 1, Ratio 400/ 5 to 1200/ 5, Burden 15VA	Each	472
37.103	CT Class 1, Ratio 1600/5 to 2000/5, Burden 15VA	Each	697
37.104	Providing & Fixing of ISO certified company made selector switch of 10 A for voltmeter (4 position ) using high grade engineering material to international standards with cam assembly insulation of glass filled polyamide with high tracking index. For reliable and stable electrical and mechanical endurance double butt contacts with silver bi-metal on copper should provided.	Each	255
37.105	Providing & Fixing of ISO certified company made CT linked selector switch of 10 A for Ampere meter (4 position) using high grade engineering material to international standards with cam assembly insulation of glass filled polyamide with high tracking index. For reliable and stable electrical and mechanical endurance double butt contacts with silver bi-metal on copper should provided.	Each	302
	Providing & Fixing of ISO certified company made UL listed, JP65 110/220 V, unibody LED Indicating lamp IEC 60947 , CSA 22.2 with integral circuit, IP 20 terminal block, Approx. body dia for panel not less than 20 mm, length min. 50mm, front LED cover dia min. 29 mm, contact material phosphor bronze for LED, PCB contacts shall be of brass (tin plated), impulse dielectric tested for 2.5 kV, Rated insulation resistance shall be 100 M ohm at 500V DC including connection etc. as required.		
37.106	Red/yellow/Green colour	Each	127







37.107	Blue/white Colour	Each	209
	Providing & Fixing of IPS1 Multifunction meter for electrical Works, ISI marked (IS 16441) Conforming to IEC61557 & IEC62052 with LCD/LED3/4 line display capable of measuring electrical parameters like V, I, F, PF, KW, kVa, kVar, Kwh,kVah,kVarh display with I A/5ACT input for LV/HV network,with /without RS 485 communication port etc.		
37.108	Multifunction LCD meter with V,A,F,PF,KW,kVA, old energy memory,class 1 accuracy without RS485 port.	Each	3483
37.109	Multifunction LCD meter with V,I,F,PF,KW,kVa,kVar,Kwh,kVah, kVarh, Run hours, On hours, Phase angle, Interrupts, THD, Events,Neutral Current class 1 accuracy with RS 485 port.	Each	7223
	Providing & Fixing of Electrical insulating rubber matt for electrical Works, ISI marked conforming to IS: 15652 /2006 with one side anti skid aberration marks and pasting the mat with synthetic rubber adhesive as required.		
37.110	3.3kV, 2mm thick with proof voltage 10kV/3min. and Break Down Voltage 30 kV	Sq.Mtr.	1489
37.111	11kV,2.5mm thick with proof voltage 22 kV/ 3min. And Break Down Voltage 45kV	Sq.Mtr.	1895
37.112	33kV,3mm thick with proof voltage 36kV/3min.and Break Down Voltage 65kV	Sq.Mtr.	2302
	Providing & Fixing of self healing IP 20 MPP type shunt capacitor (banks) for electrical Works, ISI marked IS: 13340-41/conforming to IEC:831-1&20 RIEC:60831-1&2 in existing panel or parallel with load terminals , the capacitor shall be fitted with discharge resistors, pressure sensitive disconnecter ( PSD )and shall have dissipation factor less than 0.0025 at 50 Hz and total wattage loss less than 0.35 Watt per kVAR. min. over current capacity 1.8 times rated current & peak inrush current min. 250 times of rated current,including making connections, testing etc. as required.		
	Providing & Fixing of IP54 on front microprocessor based three phase sensing power factor correction relay ,IEC/EN61000-6-(2&4) having 3 CT sensing, sensitivity up to 50 milli amp secondary current , self analysing auto c/k setting according to targeted power factor setting,the relay shall have digit display unit for display of real power factor, targeted power factor,lag/lead capacitor switching status, alarm output for under current, overcurrent, insufficient compensation, communication interface with RS 485,indication of switching on units, auto/manual status, and shall have over load protection, no volt release, having multi parameter like KW, kVA, kVAR, VTHD, FFHD, metering facility as required.		
37.113	6 to 8 stage	Each	12192
37.114	12 to 14 stage	Each	15573
	Providing & Fixing of ISO certified company made Cam operated rotary (Auto/manual) switches on existing panel with 2 way and off position using high grade engineering material to international standards with cam assembly insulation of glass filled polyamide with high tracking index. For reliable and stable electrical and mechanical endurance double buff contacts with silver bi-metal on copper should provided.		
37.115	10AMP	Each	254
37.116	32AMP	Each	295




 70
 


37.117	63AMP	Each	429
	Providing & Fixing of AC operated heavy duty 230/440 Volt power contactor for electrical Works, ISI marked IS/IEC 60947-4-1 : 2000 having provision of mechanical interlocking, auxiliary contacts. Din rail mounting type including making connections, testing etc. as required.		
<b>3 pole Power contactor switch following AC 3 Rating</b>			
37.118	Upto 12Amp	Each	697
37.119	13 to 25Amp	Each	945
37.120	32Amp.	Each	2119
37.121	40Amp	Each	3246
37.122	50Amp	Each	4427
37.123	70Amp	Each	5970
37.124	80Amp	Each	7580
37.125	95Amp	Each	6874
37.126	140Amp	Each	12211

<b>Schedule of Rates for the FY 2023-24</b>			
SNo.	Description	Unit	Rate
37.127	250Amp	Each	21298
37.128	325Amp	Each	27276
37.129	400Amp	Each	34505
<b>4 pole Power contactor switch following AC 1 Rating</b>			
37.130	25/32Amp.	Each	925
37.131	40Amp	Each	1408
37.132	50Amp	Each	1750
37.133	63Amp	Each	3368
37.134	100Amp	Each	6355
37.135	160Amp	Each	11693
37.136	200Amp	Each	14322
37.137	250Amp	Each	16336
37.138	325Amp	Each	28718

Ph

*[Signature]*

*[Signature]*

*[Signature]*

*[Signature]*

37.139	400Amp	Each	36936
37.140	500Amp	Each	45046
	Providing & Fixing of 440 Volt 3 pole capacitor (AC6B) duty contactor with 3 no. early make and post break auxiliary contacts in series with quick discharge damping resistors/ reactors to limit the inrush current for electrical Works, IS/IEC 60947-4-1 : 2000,insulation voltage 1000V,impulse withstand voltage 8kV,Din rail mounting type including making connections, testing etc. as required.		
37.141	up to6kVar	Each	1199
37.142	8.5kVar	Each	1400
37.143	10kVar	Each	1517
37.144	12.5kVar	Each	1647
37.145	15.0kVar	Each	2275
37.146	20.0kVar	Each	2593
37.147	25.0kVar	Each	2948
37.148	30.0kVar	Each	4456
37.149	40.0kVar	Each	6973
37.150	50.0kVar	Each	7960
	Providing & Fixing of thermal over load relay with built in single phase protection and having at least 1NO & 1NC contacts, manual /auto reset facility including making connection testing etc. as required.		
37.151	Upto14Amp	Each	1032
37.152	14to23Amp	Each	1186
37.153	20to33Amp	Each	1692
37.154	24to40Amp	Each	1817
37.155	36to60Amp	Each	2555
37.156	45 to 75 Amp	Each	2897
37.157	66 to 110 Amp	Each	3323
	Providing & Fixing of removable Voltage surge protection device(surge arrester) IEC 61643-11 type -2 for protection against transient overvoltage (8/20 micro -seconds) and to run current waves to ground,making connection, testing etc. as required. ( I <sub>max</sub> -40 kA, U <sub>p</sub> -1.2kV,U <sub>c</sub> -275 volts ).		

*de*

*Ant*

*9*

*A*

*be*



37.158	one pole and neutral	Each	2999
37.159	Triple pole and neutral	Each	7028
<b>Air Circuit Breaker and MCCB</b>			
	<p>SIIC of Draw out type 3/4 pole IP53, IK 08 door interlock Air Circuit Breaker (ACB) for electrical Works, conforming to IS/IEC 60947 P - 2 :2003 in existing LT panel suitable for LT installation 440 V, 50 Hz and having adjustable over load short-circuit, earth fault and with separate LED indication for each type of fault , Password protected release (trip mechanism) shall conform to EMI/EMC test , LCD/LED display , Thermal memory , pollution degree 4, trip free mechanism , suitable for ambient 50 degree and utilization category B.</p>		
<b>Microprocessor based release Draw out type (Manual spring charged) 3Pole</b>			
37.160	800 A Rating, 50kA	Each	107649
37.161	1000 A Rating, 50kA	Each	112962
37.162	1250A Rating, 50kA	Each	126408
37.163	1600A Rating, 65kA	Each	142252
37.164	2000 A Rating, 65kA	Each	169266
<b>Micro processor based release Drawout type (Motorised charging type) 3Pole</b>			
37.165	800 A Rating, 50kA	Each	132365
37.166	1000 A Rating, 50kA	Each	137679
37.167	1250A Rating, 50kA	Each	151124

ch

*[Handwritten signature]*

*[Handwritten signature]*

*[Handwritten signature]*

*[Handwritten signature]*

**Schedule of Rates for the FY 2024-25**

SNo.	Description	Unit	Rate
37.168	1600A Rating,65kA	Each	166969
37.169	2000 A Rating,65kA	Each	193983
<b>Micro processor based release Drawout type (Manual spring charged) 4Pole</b>			
37.170	800 A Rating,50kA	Each	134563
37.171	1000 A Rating, 50kA	Each	142067
37.172	1250A Rating,50kA	Each	158185
37.173	1600A Rating,65kA	Each	173675
37.174	2000 A Rating,65kA	Each	211397
37.175	2500 A Rating,65kA	Each	244857
<b>Micro processor based release Draw out type (Motorisedcharging type) 4Pole</b>			
37.176	800 A Rating,50kA	Each	159280
37.177	1000 A Rating, 50kA	Each	166783
37.178	1250A Rating,50kA	Each	182902
37.179	1600A Rating,65kA	Each	198392
37.180	2000 A Rating,65kA	Each	236114
37.181	2500 A Rating,65kA	Each	269574
	Supply and fixing of following accessories for Air circuit breaker (ACB) compatible with MA in ACB OEM for electrical Works,conforming to IS/IEC60947 P - 2 :2003 including making connection etc complete in all respect.		
37.182	Shunt Trip Release	Each	2908
37.183	Under Voltage Release	Each	2830
37.184	Earth Fault Release	Each	1985
37.185	Mechanical Interlocking kit	Each	9019
	SITC of IP-40 3 pole current limiting Moulded case circuit settings for electrical Works, conforming to IS/IEC60947P-2:2003 with front face and centralised adjustable, trip free mechanism, true contact position indicator, line load inter changeability, designed for both horizontal & vertical mounting without any adverse effect on electrical performance, suitable for operation upto 55 degree and with out B587derating upto 40 degree, pollution degree 3,having positive isolation capability, push(test) to trip, trip time less then 10 ms under s/c condition.		
<b>With Thermal Magnetic release</b>			
37.186	upto 100Amp, 25kA, adjustable O/L & fixed S/C setting, Ics= 100% Icu	Each	3569
37.187	125Amp, 25kA, adjustable O/L & fixed S/C setting, Ics= 100% Icu	Each	5212
37.188	160Amp, 25kA, adjustable O/L & fixed S/C setting, Ics= 100% Icu	Each	6171
37.189	200Amp,35kA,adjustableO/L.&fixedS/Csetting,Ics= 100% Icu	Each	9271
37.190	250Amp,35kA,adjustableO/L.&fixedS/Csetting,Ics= 100% Icu	Each	15294
37.191	400Amp, 50kA, adjustable O/L. & adjustable S/C setting, Ics = 100% Icu	Each	17519
37.192	630 Amp , 50kA, adjustable O/L. &adjustable S/C setting, Ics = 100% Icu	Each	23214



	<p>STTC of IP 40 quick make and quick break 4 pole current limiting Moulded case circuit breaker (MCCB) made of flame retardant &amp; heat resistant material having following current rating, short circuit breaking capacity at 440/415 V, 50 Hz; O/L &amp; S/C settings for electrical Works, conforming to IS/IEC60947 P - 2 :2003 with front face and centralised adjustable, trip free mechanism, true contact position indicator, line load inter-changeability, designed for both horizontal &amp; vertical mounting without any adverse effect on electrical performance, suitable for operation upto 55 degree and without derating up to 40 degree.</p>		
<b>With Microprocessor based release</b>			
37.193	250Amp, 35kA, adjustable O/L. & Adjustable S/C setting, Ics = 100% Icu	Each	22339
37.194	400Amp, 50kA, adjustable O/L. & adjustable S/C setting, Ics = 100% Icu	Each	28541
37.195	630 Amp, 50kA, adjustable O/L. & adjustable S/C setting, Ics = 100% Icu	Each	32473

Ch

Spit

J

A

led

**Schedule of Rates for the FY 2024-25**

SNo.	Description	Unit	Rate
	SITC of IP 40 quick make and quick break 4 pole current limiting Moulded case circuit breaker (MCCB) made of flame retardant & heat resistant material having following current rating, short circuit breaking capacity at 440/415 V, 50 Hz; O/L & S/C settings for electrical Works, conforming to IS/IEC60947 P - 2 :2003 with front face and centralized adjustable, trip free mechanism, true contact position indicator, line load interchange ability, designed for both horizontal & vertical mounting without any adverse effect on electrical performance, suitable for operation upto 55 degree and without derating up to 40 degree.		
	<b>With Thermal Magnetic release</b>		
37.196	upto 100Amp, 25kA, adjustable O/L & fixed S/C setting, Ics- 100% Icu	Each	5767
37.197	125Amp, 25kA, adjustable O/L & fixed S/C setting, Ics- 100% Icu	Each	7029
37.198	160Amp, 25kA, adjustable O/L & fixed S/C setting, Ics- 100% Icu	Each	8664
37.199	200Amp, 35kA, adjustable O/L & fixed S/C setting, Ics- 100% Icu	Each	13661
37.200	250Amp, 35kA, adjustable O/L & fixed S/C setting, Ics- 100% Icu	Each	17500
37.201	400Amp, 50kA, adjustable O/L & adjustable S/C setting, Ics - 100% Icu	Each	27674
37.202	630 Amp , 50kA, adjustable O/L & adjustable S/C setting, Ics - 100% Icu	Each	30090
	SITC of IP-40 4 pole current limiting Moulded case circuit breaker (MCCB) made of flame retardant & heat resistant material having following current rating, shortcircuit breaking capacity at 440/415 V, 50 Hz; O/L & S/C and inst. protection setting, True RMS sensing for electrical Works, conforming to IS/IEC60947 P -2 :2003 with front face and centralised adjustable, common fault LED indication, Thermal memory, release trip shall conform to EMC/EMI compatibility, trip free mechanism, true contact position indicator, line load interchangeability, designed for both horizontal & vertical mounting without any adverse effect on electrical performance, suitable for operation upto 55 degree.		
	<b>With Microprocessor based release</b>		
37.203	250Amp, 35kA, adjustable O/L & Adjustable S/C setting, Ics- 100% Icu	Each	29268
37.204	400Amp, 50kA, adjustable O/L & adjustable S/C setting, Ics - 100% Icu	Each	33299
37.205	630 Amp , 50kA, adjustable O/L & adjustable S/C setting, Ics - 100% Icu	Each	35818
	Supply and fixing of following accessories for Moulded case circuit breaker (MCCB) compatible to main MCCB OEM for electrical Works, conforming to IS/IEC 60947 P - 2 :2003 including making connection etc complete in all respect.		
37.206	Shunt Trip Release	Each	1738
37.207	Under Voltage Release	Each	2132

*(Signature)*

*(Signature)*

*(Signature)*

*(Signature)*

*(Signature)*

37.208	Earth Fault Release	Each	1701
37.209	Extended Rotary Handle	Each	2064
37.210	Direct Rotary Handle	Each	1295
37.211	Mechanical Interlocking kit	Each	4960
37.212	Motor mechanism for 250A MCCB(240V,50Hz)	Each	16761
37.213	Motor mechanism for 400A MCCB(240V,50Hz)	Each	19618
37.214	Motor mechanism for 630A MCCB(240V,50Hz)	Each	20580
37.215	Auxiliary contact	Each	1127
37.216	Trip Alarm contact	Each	1088
37.217	Auxiliary+Trip alarm contact	Each	1499
37.218	Phase Barriers upto 630A,3/4Pole MCCB	set	154
	SITC of surface mounting type sheet steel enclosure conforming to IEC 61439-3 of 1.6 mm thick with IK08 and IP30 protection suitable for 3/4 POLE MCCB having in built neutral link, mounting holes for easy wall mounting including making connections ,testing & etc. as required.		
37.219	Suitable to accommodate upto 70 sqmm 3.5core Alarm Cable	Each	967
37.220	Suitable to accommodate above 70 sqmm 3.5 core Alarm Cable to 185Sqmm,3.5core ALArm. Cable	Each	2048
<b>Switch Fuse Unit, Change Over switches &amp; Bus Bar Chamber</b>			
	Providing & Fixing of ISO certified company made TP& N415 V side handle operated double break fuse switch unit in sheet steel enclosure for electrical Works conforming to IS/IEC 60947-3:1999(W/O HBC fuses)including making connection switch suitable lugs, testing etc. as required.		

**Schedule of Rates for the FY 2024-25**

SNo.	Description	Unit	Rate
37.221	63 A rating	Each	5467
37.222	100 A rating	Each	7482
37.223	200 A rating	Each	12750
37.224	300/320 A rating	Each	14362
37.225	400 A rating	Each	20344
	Providing & Fixing of ISO certified company made TP& N 415 V AC front handle operated switch disconnecter fuse unit, cubical type, with metallic enclosure for electrical Works conforming to IS/IEC60947-3:1999 with HBC fuses including making connections with lugs, testing etc [B64] as required.		
37.226	32 A rating	Each	2564
37.227	63 A rating	Each	3079
37.228	100/125 A rating	Each	4955
37.229	200 A rating	Each	7791
37.230	250 A rating	Each	9054
37.231	300/320 A rating	Each	12032
37.232	400 A rating	Each	13097
	Providing & Fixing of ISO certified company made TP&N 415 V AC front handle operated switch disconnecter fuse unit, cubical type, without metallic enclosure (For Panel Mounting) for electrical Works conforming to IS/IEC60947-3:1999 in existing panel With HBC fuses including making connections with lugs, testing etc as required.		
37.233	32 A rating	Each	1440
37.234	63 A rating	Each	1955
37.235	100/125 A rating	Each	3911
37.236	200 A rating	Each	5793
37.237	250 A rating	Each	7188
37.238	300/320 A rating	Each	9860
37.239	400 A rating	Each	10974
	Providing & Fixing of ISO certified company made bakerite fuse fitting for HBC fuse links (front/bus bar connections) Conforms To IS 13703/IEC 269 w/o HBC fuses for electrical Works on existing board including making connections with lugs, testing etc. as required.		
37.240	20 A rating	Each	99
37.241	32 A rating	Each	107
37.242	63 A rating	Each	221
37.243	100 A rating	Each	682



	Providing & Fixing 240/415V porcelain kitkat fuse (HBC type) for electrical Works conforming to IS:2086, 1983 on existing board/ sheet including making connections with lugs, testing etc. as required.		
37.244	63 A, 415V	Each	317
37.245	100 A, 415V	Each	594
37.246	200 A, 415 V	Each	1178
37.247	320 A, 415 V	Each	1742
	Providing & Fixing of ISO certified company made bolted type/Din type HBC (High breaking capacity) fuse links of 80KA breaking capacity, for electrical Works conforming to IS:13703 in the existing fuse base, fuse switch unit etc. of the following type and rating.		
	Offset tag type		
37.248	2 A to 20 A	Each	37
37.249	25 A to 32 A	Each	52
37.250	35 A to 63 A	Each	62
37.251	80 A to 125 A	Each	133
	Central tag type		
37.252	80 A to 125 A	Each	137
37.253	160 A to 200A	Each	197
37.254	250 A to 315A	Each	284
37.255	400 A to 500A	Each	815
	<b>DIN (knife type) type</b>		
37.256	6 A to 32 A	Each	149
37.257	40 A to 160 A	Each	197
37.258	200 A to 400A	Each	530
	Providing & Fixing on load change over switch, front handle operated, four pole 415V for electrical Works conforming to IS/IEC60947-3:1999 including connections , testing etc. as required in the following rating.		
	<b>Open execution type</b>		
37.259	63 A	Each	3506
37.260	125 A	Each	6570
37.261	160 A	Each	7136
37.262	200 A	Each	8615
37.263	250 A	Each	12337
37.264	320 A	Each	13003
37.265	400 A	Each	18734
37.266	630 A	Each	22150







	With sheet steel enclosure made out from CRCA sheet door 1.2mm & body 1.6mm, powder quoted, door locking system allow opening of door in off position only with 2 external earthing point		
37.267	63 A	Each	4590
37.268	125 A	Each	8569
37.269	160 A	Each	9143
37.270	200 A	Each	10487
37.271	250 A	Each	14911
37.272	320 A	Each	15577
37.273	400 A	Each	22493
37.274	630 A	Each	25843
	Providing & Fixing of ISO certified company made bus bar chamber housed in sheet metal box for electrical Works Confirming to IEC-60439/IS-8623& IEC- 60529/IS 2147 made out from 1.6mm thick powder coated CRCA sheet, degree of protection IP-31, front openable bus bar made out of aluminum or wrought aluminum alloy suitable for 100 B764amp.		
37.275	300mm long, 2 strip	Each	654
37.276	300mm long, 4 strip	Each	845
37.277	450mm long, 2 strip	Each	786
37.278	450mm long, 4 strip	Each	1486
37.279	600mm long, 2 strip	Each	1070
37.280	600mm long, 4 strip	Each	1532
37.281	900mm long, 2 strip	Each	1433
37.282	900mm long, 4 strip	Each	2120
	Providing & Fixing bus bar chamber housed in sheet metal box for electrical Works Confirming to IEC-60439/IS-8623&IEC-60529/IS 2147 made out from 1.6mm thick powder coated CRCA sheet, degree of protection IP-31 front openable bus bar made out of aluminum or wrought aluminum alloy suitable for 200 amp. Capacity, bus bar fix on porcelain/DMC insulators at approved spacing including making connections etc. as required.		
37.283	300mm long, 4 strip	Each	1261
37.284	450mm long, 4 strip	Each	1988
37.285	600mm long, 4 strip	Each	2219
37.286	900mm long, 4 strip	Each	3025









	Providing & Fixing bus bar chamber housed in sheet metal box for electrical Works Confirming to IEC-60439/IS-8623& IEC-60529/IS-2147 made out from 1.6mm thick powder coated CRCA sheet, degree of protection IP-31, front openable bus bar made out of Copper suitable for 100amp. Capacity, bus bar fixed on porcelain/DMC insulators at approved spacing including making connections etc. as required.		
37.287	300mm long, 2 strip	Each	1096
37.288	300mm long, 4 strip	Each	2120
37.289	450mm long, 2 strip	Each	1301
37.290	450mm long, 4 strip	Each	2457
37.291	600mm long, 2 strip	Each	2384
37.292	600mm long, 4 strip	Each	3210
37.293	900mm long, 2 strip	Each	3197
37.294	900mm long, 4 strip	Each	4425
	Providing & Fixing bus bar chamber housed in sheet metal box for electrical Works Confirming to IEC-60439/IS-8623& IEC-60529/IS-2147 made out from 1.6mm thick powder coated CRCA sheet, degree of protection IP-31, front openable bus bar made out of Copper suitable for 200amp. Capacity, busbar fixed on porcelain/DMC insulators at approved spacing including making connections etc. as required.		
37.295	300mm long, 4 strip	Each	2563
37.296	450mm long, 4 strip	Each	2609

ok

*[Handwritten signature]*

*[Handwritten signature]*

*[Handwritten signature]*

*[Handwritten signature]*

Schedule of Rates for the FY 2024-25			
SNo.	Description	Unit	Rate
37.297	600mm long, 4 strip	Each	3844
37.298	900mm long, 4 strip	Each	5601
<b>38</b>	<b>LT Cable Termination &amp; Accessories</b>		
	Supplying and making one end termination with heavy duty brass compression gland (as per IS12943-1990) SIBG type, heavy duty aluminum lugs (as per IS 8309 -1993 & IS 8337-1976 ) duly crimped with crimping tool, PVC tape for electrical Works etc for following size of Armoured PVC insulated & PVC sheathed/ XLPE aluminum conductor cable of 1100 volt grade as required of size.		
38.01	2 x 4.0 sq.mm	Each	49
38.02	2 x 6.0 sq.mm	Each	57
38.03	2 x 10.0 sq.mm	Each	58
38.04	2 x 16.0 sq.mm	Each	71
38.05	2 x 25.0 sq.mm	Each	79
38.06	2 x 35.0 sq.mm	Each	90
38.07	2 x 50.0 sq.mm	Each	109
38.08	3 x 4.0 sq.mm	Each	55
38.09	3 x 6.0 sq.mm	Each	60
38.10	3 x 10.0 sq.mm	Each	64
38.11	3 x 16.0 sq.mm	Each	79
38.12	3 x 25.0 sq.mm	Each	88
38.13	3 x 35.0 sq.mm	Each	100
38.14	3 x 50.0 sq.mm	Each	118
38.15	3 x 70.0 sq.mm	Each	172
38.16	3 x 95.0 sq.mm	Each	201
38.17	3 x 120.0 sq.mm	Each	249
38.18	3 x 150.0 sq.mm	Each	338
38.19	3 x 185.0 sq.mm	Each	394
38.20	3 x 240.0 sq.mm	Each	478
38.21	3 x 300.0 sq.mm	Each	636
38.22	3.5 x 25.0 sq.mm	Each	94
38.23	3.5 x 35.0 sq.mm	Each	107
38.24	3.5 x 50.0 sq.mm	Each	127
38.25	3.5 x 70.0 sq.mm	Each	186
38.26	3.5 x 95.0 sq.mm	Each	216
38.27	3.5 x 120.0 sq.mm	Each	266
38.28	3.5 x 150.0 sq.mm	Each	365
38.29	3.5 x 185.0 sq.mm	Each	424
38.30	3.5 x 240.0 sq.mm	Each	540
38.31	3.5 x 300.0 sq.mm	Each	715

*de*

*Prasad*

*82*

*A*

*W*

38.32	3.5 x 400.0 sq.mm	Each	967
38.33	3.5 x 500.0 sq.mm	Each	1324
38.34	3.5 x 630.0 sq.mm	Each	1830
38.35	4 x 4.0 sq.mm	Each	60
38.36	4 x 6.0 sq.mm	Each	65
38.37	4 x 10.0 sq.mm	Each	71
38.38	4 x 16.0 sq.mm	Each	88
38.39	4 x 25.0 sq.mm	Each	96
38.40	4 x 35.0 sq.mm	Each	110
38.41	4 x 50.0 sq.mm	Each	131
38.42	1 x 400.0 sq.mm	Each	330
38.43	1 x 500.0 sq.mm	Each	407
38.44	1 x 630.0 sq.mm	Each	605
	Supplying and making one end termination with heavy duty single compression brass gland (as per IS 12943-1990) SING type, heavy duty Copper/ Bimetallic lugs (IS8337 1976) duly crimped with crimping tool, PVC tape for electrical Works etc for following size of Armoured PVC insulated & PVC sheathed/XLPE aluminum/copper conductor cable of 1100 volt grade as required of size.		
38.45	2x4.0 sq.mm	Each	56
38.46	2x6.0 sq.mm	Each	59
38.47	2x10.0 sq.mm	Each	67
38.48	2x16.0 sq.mm	Each	84
38.49	2x25.0 sq.mm	Each	104
38.50	2x35.0 sq.mm	Each	116
38.51	2x50.0 sq.mm	Each	142
38.52	3x4.0 sq.mm	Each	64
38.53	3x6.0 sq.mm	Each	68
38.54	3x10.0 sq.mm	Each	78
38.55	3x16.0 sq.mm	Each	99
38.56	3x25.0 sq.mm	Each	125
38.57	3x35.0 sq.mm	Each	140
38.58	3x50.0 sq.mm	Each	167
38.59	3x70.0 sq.mm	Each	265
38.60	3x95.0 sq.mm	Each	339
38.61	3x120.0 sq.mm	Each	436
38.62	3x150.0 sq.mm	Each	609
38.63	3x185.0 sq.mm	Each	812
38.64	3x240.0 sq.mm	Each	1065
38.65	3x300.0 sq.mm	Each	1431
38.66	3.5x25.0 sq.mm	Each	138
38.67	3.5x35.0 sq.mm	Each	153

38.68	3.5x50.0 sq.mm	Each	184
38.69	3.5x70.0 sq.mm	Each	294
38.70	3.5x95.0 sq.mm	Each	377
38.71	3.5x120.0 sq.mm	Each	484
38.72	3.5x150.0 sq.mm	Each	682
38.73	3.5x185.0 sq.mm	Each	912
38.74	3.5x240.0 sq.mm	Each	1201
38.75	3.5x300.0 sq.mm	Each	1618
38.76	3.5x400.0 sq.mm	Each	2297
38.77	3.5x500.0 sq.mm	Each	3038
38.78	3.5x630.0 sq.mm	Each	4299
38.79	4x4.0 sq.mm	Each	73
38.80	4x6.0 sq.mm	Each	77
38.81	4x10.0s sq.mm	Each	88
38.82	4x16.0 sq.mm	Each	113
38.83	4x25.0 sq.mm	Each	147
38.84	4x35.0 sq.mm	Each	163
38.85	4x50.0 sq.mm	Each	196
38.86	1x400.0 sq.mm	Each	710
38.87	1x500.0 sq.mm	Each	897
38.88	1x630.0 sq.mm	Each	1310
	Supplying and making end termination with heavy aluminum lugs Pin/ring type (as per IS 8309 - 1993 & IS8337-1976 ) duly crimped with crimping tool, PVC tape for electrical Works etc of following size.		
38.89	1.5 Sq.mm	Each	2
38.90	2.5 Sq.mm	Each	3
38.91	4.0 Sq.mm	Each	3
38.92	6.0 Sq.mm	Each	4
38.93	10.0 Sq.mm	Each	4
38.94	16.0 Sq.mm	Each	7
38.95	25.0 Sq.mm	Each	8
38.96	35.0 Sq.mm	Each	10
38.97	50.0 Sq.mm	Each	13
38.98	70.0 Sq.mm	Each	19
38.99	95.0 Sq.mm	Each	23
38.100	120.0 Sq.mm	Each	29
38.101	150.0 Sq.mm	Each	37
38.102	185.0 Sq.mm	Each	40
38.103	240.0 Sq.mm	Each	63
38.104	300.0 Sq.mm	Each	86
38.105	400.0 Sq.mm	Each	124
38.106	500.0 Sq.mm	Each	169

Ch

Print

84

38.107	630.0 Sq.mm	Each	216
	Supplying and making end termination with heavy Copper/Bimetallic lugs Pin /ring type (IS 8337- 1976) duly crimped with crimping tool, PVC tape for electrical Works etc of following size.		
38.108	1.5 Sq.mm	Each	3
38.109	2.5 Sq.mm	Each	5
38.110	4.0 Sq.mm	Each	6
38.111	6.0 Sq.mm	Each	7
38.112	10.0 Sq.mm	Each	9
38.113	16.0 Sq.mm	Each	13
38.114	25.0 Sq.mm	Each	20
38.115	35.0 Sq.mm	Each	23
38.116	50.0 Sq.mm	Each	29
38.117	70.0 Sq.mm	Each	50
38.118	95.0 Sq.mm	Each	69
38.119	120.0 Sq.mm	Each	90
38.120	150.0 Sq.mm	Each	127
38.121	185.0 Sq.mm	Each	184
38.122	240.0 Sq.mm	Each	257
38.123	300.0 Sq.mm	Each	349
38.124	400.0 Sq.mm	Each	500
38.125	500.0 Sq.mm	Each	654
38.126	630.0 Sq.mm	Each	914
	Supply, Fabricating & installing following sizes of perforated Hot dipped Galvanized iron cable tray (Galvanized thickness not less than 50 microns) with perforation not more than 17.5% in convenient section including horizontal and vertical bends, reducers tees, cross members B926 and other accessories as required and duly suspended from the ceiling with GI suspenders including GI bolts & nuts, fasteners, supports etc. as required.		
38.127	100mm x 50mm x 1.6mm	Mtr	333
38.128	150mm x 50mm x 1.6mm	Mtr	407
38.129	225mm x 50mm x 1.6mm	Mtr	490
38.130	300mm x 50mm x 1.6mm	Mtr	563
38.131	375mm x 50mm x 2.0mm	Mtr	783
38.132	450mm x 50mm x 2.0mm	Mtr	1013
38.133	600mm x 50mm x 2.0mm	Mtr	1233
38.134	300mm x 62.5mm x 2.0mm	Mtr	783
38.135	375mm x 62.5mm x 2.0mm	Mtr	930

Ch

Print

*[Signature]*

*[Signature]*

(6)

38.136	450mm x 62.5mm x 2.0mm	Mtr	1087
38.137	600mm x 62.5mm x 2.0mm	Mtr	1307
38.138	600mm x 75mm x 2.0mm	Mtr	1380
	Supply, Fabricating & installing following sizes of powder coated perforated M.S. cable trays with perforation not more than 17.5% inconvenient section including horizontal and vertical bends, reducers tees, cross members and other accessories as required and duly suspended from the ceiling with MS suspenders including bolts & nuts, fasteners, supports, painting suspenders etc. as required.		
38.139	100mm x 50mm x 1.6mm	Mtr	295
38.140	150mm x 50mm x 1.6mm	Mtr	359
38.141	225mm x 50mm x 1.6mm	Mtr	433
38.142	300mm x 50mm x 1.6mm	Mtr	496
38.143	375mm x 50mm x 2.0mm	Mtr	688
38.144	450mm x 50mm x 2.0mm	Mtr	889
38.145	600mm x 50mm x 2.0mm	Mtr	1080
38.146	300mm x 62.5mm x 2.0mm	Mtr	688
38.147	375mm x 62.5mm x 2.0mm	Mtr	815
38.148	450mm x 62.5mm x 2.0mm	Mtr	953
38.149	600mm x 62.5mm x 2.0mm	Mtr	1144
38.150	600mm x 75mm x 2.0mm	Mtr	1208
	Supply, Fabricating & installing following sizes of powder coated ladder type M.S. cable trays with rungs at span of 250 mm including horizontal and vertical bends, reducers tees, cross members and other accessories as required and duly suspended from the ceiling/wall with MS suspenders including bolts & nuts, fasteners, supports, painting suspenders etc. as required.		
38.151	100mm x 50mm x 1.6mm	Mtr	231
38.152	150mm x 50mm x 1.6mm	Mtr	279
38.153	225mm x 50mm x 1.6mm	Mtr	337
38.154	300mm x 50mm x 1.6mm	Mtr	385
38.155	375mm x 50mm x 2.0mm	Mtr	528
38.156	450mm x 50mm x 2.0mm	Mtr	682
38.157	600mm x 50mm x 2.0mm	Mtr	825
38.158	300mm x 62.5mm x 2.0mm	Mtr	528
38.159	375mm x 62.5mm x 2.0mm	Mtr	624
38.160	450mm x 62.5mm x 2.0mm	Mtr	729
38.161	600mm x 62.5mm x 2.0mm	Mtr	873
38.162	600mm x 75mm x 2.0mm	Mtr	921

*dh*

*Ant*

*dh*

*dh*

*dh*

	Supply & Making of Heat shrinkable type outdoor straight through joint for electrical Works for following size of PVC/ XLPE insulated aluminum conductor cable of 1.1 KV grade including cost of compound, sleeves etc. as required.		
38.163	1 x 25 sq.mm-50 sq.mm	Set	1099
38.164	1 x 70 sq.mm-150 sq.mm	Set	1754
38.165	1 x 185 sq.mm-300 sq.mm	Set	2246
38.166	1 x 400 sq.mm	Set	2442
38.167	1 x 500 sq.mm	Set	2748
38.168	1 x 630 sq.mm	Set	2822
38.169	2 x 1.5 sq.mm-6 sq.mm	Set	358
38.170	2 x 10.0-16.0 sq.mm	Set	852
38.171	2 x 25.0 sq.mm-50 sq.mm	Set	1373
38.172	2 x 70.0 sq.mm-150 sq.mm	Set	2392
38.173	2 x 185.0 sq.mm-300 sq.mm	Set	4492
38.174	2 x 400 sq.mm	Set	4811
38.175	2 x 500 sq.mm	Set	5168
38.176	3/3.5/4 x 1.5 sq.mm-6 sq.mm	Set	577
38.177	3/3.5/4 x 10.0-16.0 sq.mm	Set	971
38.178	3/3.5/4 x 25.0 sq.mm-50 sq.mm	Set	1735
38.179	3/3.5/4 x 70.0 sq.mm-150 sq.mm	Set	2649
38.180	3/3.5/4 x 185.0 sq.mm-300 sq.mm	Set	4831
38.181	3/3.5/4 x 400 sq.mm	Set	5106
38.182	3/3.5/4 x 500 sq.mm	Set	6019
38.183	5mm thick and 10cm dia. G.I. plate with inscription there on, bolted/welded to 35mm x 35mm x 5mm angle iron, 60cm long and fixing the same in ground in CC (1:3:6) as required.	Each	231
	Providing & laying of Double wall corrugated pipe conforming to IS:14930P-1 & 2 with HDPE Coupler at 1 mtr. Depth below the ground for laying cable including making the trench and back filling, compaction of earth as required (Excavation of Earth to be paid Extra as required.) of following Outer Dia./Inner dia as per IS:4984:1995.		
38.184	55/50mm	Mtr	66
38.185	90/76mm	Mtr	135
38.186	110/95mm	Mtr	171
38.187	120/103.5mm	Mtr	219
38.188	160/136mm	Mtr	260
38.189	180/152mm	Mtr	442
38.190	200/175mm	Mtr	672

38.191	300/260mm	Mtr	1206
	Providing and laying Non Pressure NP-3 class (Medium duty) R.C.C. pipes including collars/spigot jointed with stiff mixture of cement mortar in the proportion of 1:2 (Cement : 2 fine sand) etc. as required. (Excavation of Earth to be paid Extra as required.)		
38.192	200mm Dia.	Mtr	412
38.193	250mm dia.	Mtr	485
38.194	300mm dia	Mtr	677
38.195	450mm dia.	Mtr	1235

39

**HT Cable Termination & Accessories**

Providing & Laying XLPE insulated as per IS:7098/11/85H.T.cable for electrical Works for working voltage 11 K.V.(E) in existing RCC / Hume /Stone ware/PVC pipe/open duct/cable trench with filling of excavated earth in trench, on existing cable trays or on surface etc. including making necessary connection, testing etc. as required of size as per points (a),(b), (c) mentioned below:- (a) Material:-H4-Grade aluminum conductor of purity >99.6% & as per IS:1554P-I/ IS:7098 P-I (a) Material:-H4-Grade aluminum conductor of purity>99.6% & as per IS:1554P-I/ IS:7098P-I (b) conductor shall have electrolytic aluminum conforming to IS 8130, IS 3975-1999 for armoring of cables, IS 5831 for sheath, IS 10810 (Part 0 to 64 ) for testing procedures (c)OEM Must have ISO 9001 & 14001 certifications for quality assurance& its own in house NABL lab setup for all testing facilities for cables.

Providing & making heat shrinkable type in door/out door/straight through terminations/ joint kit for electrical Works suitable for 11KV/33KV cable with required components, preparation of cable ends. Type test report should be as per IS13573:2011 which covered all sequence for termination kit and straight through joint inclusive thermal & dynamic short circuit test, humidity test, soil fog test. Cross linking shall be done out side factory with E- beam/peroxide technology.

**11KV End Termination Kit Indoor type**

39.01	3 core up to 35 Sq.mm	Each	3405
39.02	3 core 50/70/95 Sq.mm	Each	3726
39.03	3 core 120/150/185 Sq.mm	Each	4047
39.04	3 core 240/300 Sq.mm	Each	4301
39.05	3 core 400 Sq.mm	Each	4757

**11KV End Termination Kit Outdoor type**

39.06	3 core up to 35 Sq.mm	Each	3942
39.07	3 core 50/95/70 Sq.mm	Each	4330
39.08	3 core 120/150/185 Sq.mm	Each	4920
39.09	3 core 240/300 Sq.mm	Each	5375
39.10	3 core 400 Sq.mm	Each	5730

*(Handwritten signatures and marks)*



<b>11KV Straight Through Joint Kit</b>			
39.11	3 core up to 35 Sq.mm	Each	6987
39.12	3 core 50/70/95 Sq.mm	Each	7603
39.13	3 core 120/150/185 Sq.mm	Each	11308
39.14	3 core 240/300 Sq.mm	Each	12327
39.15	3 core 400 Sq.mm	Each	12842
<b>33KV End Termination Kit Indoor type</b>			
39.16	3 core 95/120/150 Sq.mm	Each	5265
39.17	3 core 185/240 Sq.mm	Each	6787
39.18	3 core 300/400 Sq.mm	Each	7202
<b>33KV End Termination Kit Outdoor type</b>			
39.19	3 core 95/120/150 Sq.mm	Each	5936
39.20	3 core 185/240 Sq.mm	Each	8432
39.21	3 core 300/400 Sq.mm	Each	8981
<b>33KV Straight Through Joint Kit</b>			
39.22	3 core 95/120/150 Sq.mm	Each	17264
39.23	3 core 185/240 Sq.mm	Each	21680
39.24	3 core 240/300/400 Sq.mm	Each	22470
<b>Earthing and Lighting Arrester</b>			
39.25	Pipe Earthing for electrical Works as per IS:3043- 1987 with 3.0 Mtr. Long, 40 mm dia. ' B 'class G.I. Pipe IS: 1239 (Part-1) 2004, Equivalent to BS :1387 with perforated holes of 12mm dia, including all accessories like nut, bolts, reducer, nipple, wire meshed funnel, and Heavy duty weather proof poly-propylene earth pit chamber with lockable Jam free lid suitable for safe working load 5000 Kg or more of size Top Dia. 225 to 260 mm. Bottom Dia 300 to 350 mm. and Height 250 to 300 mm. and embodying the pipe complete with alternate layers salt and coke/ charcoal, testing of earth resistance for value of 5 ohms or less as required.	Set	2191

*Ch*

*[Signature]*

*[Signature]*

*[Signature]*

*[Signature]*

39.26	<p>Plate Earthing for electrical Works as per IS:3043 with Hot dipped G.I. Earth plate of size 600mm x 600mm x 6.0mm by embodying 3 to 4mtr. below the ground level with 20mm dia. G.I. 'B' class watering Pipe, including all accessories like nut, bolts, reducer, nipple, wire meshed funnel, and Heavy duty weather proof poly-propylene earth pit chamber with lockable Jam free lid suitable for safe working load 5000 Kg or more of size Top Dia. 225 to 260 mm, Bottom Dia 300 to 350 mm, and Height 250 to 300 mm, and embodying the pipe complete with alternate layers salt and coke/charcoal, testing of earth resistance for value of 5 ohms or less as required.</p>	Set	3725
	<p>Plate Earthing for electrical Works as per IS:3043 with copper Earth plate of size 600mm x 600mm x 3.0mm by embodying 3 to 4mtr. Below the ground level with 20mm dia. G.I.'B' class watering Pipe</p>		
39.27	<p>Plate Earthing for electrical Works as per IS:3043 with copper Earth plate of size 300mm x 300mm x 3.0mm by embodying 3 to 4mtr. below the ground level with 20mm dia. G.I.'B' class watering Pipe, including all accessories like nut, bolts, reducer, nipple, wire meshed funnel, and Heavy duty weather proof poly-propylene earth pit chamber with lockable Jam free lid suitable for safe working load 5000 Kg or more of size Top Dia. 225 to 260mm, Bottom Dia 300 to 350mm, and Height 250 to 300 mm, and embodying the pipe complete with alternate layers salt and coke/charcoal, testing of earth resistance for value of 5 ohms or less.</p>	Set	3581
	<p>SPEC of chemical Gel earthing system of Dual Pipe Technology made of with "B" Class G I Pipe as per IS 1239 ( part-1); 2004 of Medium duty of following sizes as per points mentioned (a), (b), (c), (d), (e) below :- (a) filled with anti corrosive conductive compounds with the permanent sealings at both the ends, CPRI/ ERDA tested with RMS capacity of minimum 35-40 KA for with standing 1 second.</p>		
	<p>(b) To ensure the moisture content and electrical conductivity, 25 kg for 2000 mm &amp; 50 Kgs for 3000mm of resistance lowering earth enhancement material shall be used as aback fill compound. The compound shall be tested form NABL accredited lab for low resistivity (less than 0.12 Ohm - meter) &amp; high conductivity in nature with carbon as a major content as per reference of IS 3043-1987, IEEE 80-2013 (clause 14.5 d) , IEEE837 &amp; IEC 1956 with latest amendments.</p>		


  
 98

	c) Heavy duty weather proof poly-propylene earth pit chamber with lockable Jam free lid suitable for safe working load 5000 Kg or more of size Top Dia. 225 to 260 mm, Bottom Dia 300 to 350mm. And Height 250 to 300 mm.		
	(d) Testing of earth resistance for value of 5 ohms or less.		
	(e) Self certificate for confirming above standards from OEM is mandatory.		
	With Pipe in Pipe Technology (Outer pipe dia./ Inner pipe dia.) Minimum 100mm dia borewell		
39.28	GI pipe 2000mm long, 50/25mm, Terminal 40mm x 6mm GI Strip	Set	4063
39.29	GI pipe 2000mm long, 80/50mm, Terminal 50mm x 6 mm GI Strip	Set	5007
39.30	GI pipe 3000mm long, 50 /25mm, Terminal 40mm x 6 mm GI Strip	Set	6615
39.31	GI pipe 3000mm long, 80/50mm, Terminal 50mm x 6mm GI Strip	Set	6866
39.32	Add Extra for Gel /Pipe earthing in Rocky Strata for making pit by Boring machine. Supply & Laying following size earth strip in horizontal or vertical round/surface/recess including riveting, soldering, saddles, Jointing shall be done by over lapping and with 2 set of Brass (for Cu strip) /GI (for GI Strip) nut bolt & spring washer spaced at 50cm making connection etc. as required.	P.mtr.	237
39.33	20mm x 3mm copper strip	Mtr.	389
39.34	25mm x 3mm copper strip	Mtr.	516
39.35	25mm x 5mm copper strip	Mtr.	771
39.36	30mm x 5mm copper strip	Mtr.	962
39.37	40mm x 6mm copper strip	Mtr.	1534
39.38	50mm x 6mm copper strip	Mtr.	2042
39.39	20mm x 3mm G.I.(Hot Dipped) Strip	Mtr.	42
39.40	25mm x 3mm G.I.(Hot Dipped) Strip	Mtr.	50
39.41	25mm x 6mm G.I.(Hot Dipped) Strip	Mtr.	93
39.42	32mm x 6mm G.I.(Hot Dipped) Strip	Mtr.	113
39.43	50mm x 6mm G.I.(Hot Dipped) Strip	Mtr.	184
39.44	20mm x 3mm Alum. Strip	Mtr.	58
39.45	25mm x 3mm Alum. Strip	Mtr.	70
39.46	25mm x 4mm Alum. Strip	Mtr.	92
39.47	25mm x 5mm Alum. Strip	Mtr.	112
39.48	30mm x 6mm Alum. Strip	Mtr.	157
39.49	50mm x 5mm Alum. Strip	Mtr.	213
39.50	50mm x 8mm Alum. Strip	Mtr.	333
39.51	100mm x 8mm Alum. Strip	Mtr.	650
39.52	100mm x 10mm Alum. Strip	Mtr.	809
39.53	200mm x 20mm Alum. Strip	Mtr.	3190

	Supply & Laying following size earth wire in horizontal or vertical running round/surface/recess including riveting, soldering, saddles, making connection with GI/Cut symbol etc. as required.		
39.54	6SWG copper Wire	Mtr.	114
39.55	8SWG copper Wire	Mtr.	81
39.56	10SWG copper Wire	Mtr.	54
39.57	12SWG copper wire	Mtr.	34
39.58	14SWG copper wire	Mtr.	20
39.59	6SWG G.I.(Hot Dipped) Wire	Mtr.	14
39.60	8SWG G.I.(Hot Dipped) Wire	Mtr.	11
39.61	10SWG G.I.(Hot Dipped) Wire	Mtr.	8
39.62	2.24mm dia. Bare alum. Conductor	Mtr.	3
	Supply & Laying following size 'B' class, Medium class G.I.Pipe conforming to IS : 1239 P - 1 ( 2004 ) with accessories like bend, socket etc. for laying earth conductor/ strip /cable in ground/ surface/ recess as required.		
39.63	15mmdia.	Mtr.	113
39.64	20mmdia.	Mtr.	146
39.65	25mmdia.	Mtr.	189
39.66	32mmdia.	Mtr.	239
39.67	40mmdia.	Mtr.	259
39.68	50mmdia.	Mtr.	358
39.69	65mmdia.	Mtr.	458
39.70	80mmdia.	Mtr.	704
39.71	100mmdia.	Mtr.	837
39.72	125mmdia.	Mtr.	1062
39.73	Mesh earthing as per IS:3043 with GI earth strip of size 25 mm x 6 mm to form a mesh of size 3000 mm x 1000 mm in horizontal formation to create equal sections of 500 mm x 500 mm by means of 10 mm brass bolts, & nuts with spring washer, embodying 1 mtr. below the ground level, refilling the pit by alternative layers of charcoal & salt up to 500mm with 20 mm dia. GI 'B' class watering pipe, wire mesh funnel and brick masonry finished chamber covered with hinged MS cover of 6mm thickness and locking arrangement of size 300 mm x 300 mm complete in all respect including connections and testing as required. Testing of earth resistance for value of 5 ohms or less.	Each	4613
39.74	P & F of Heavy duty weather proof poly-propylene earth pit chamber with lock able Jam free lid suitable for safe working load 5000 Kg or more of size Top Dia. 225 to 260mm, Bottom Dia 300 to 350 mm. and Height 250 to 300mm.	Each	843

ok.

*[Signature]*

*[Signature]*

*[Signature]*

*[Signature]*

39.75	Supply and installation of UL listed, CPRI tested copper bounded steel electrode of minimum 17.2 mm dia. (as per IEC 62561-2 ) With a minimum coating thickness of 250 microns and length of 3 meters, filled with anti corrosive conductive compounds with the permanent sealings at both the ends as per point mentioned (a),(b),(c),(d),(e) below:- (a) filled with anti-corrosive conductive compounds with the permanent sealings at both the ends, CPRI/ERDA tested with RMS capacity of minimum 35-40KA for with standing 1 second (b) To ensure the moisture content and electrical conductivity.25 kg for 2000 mm & 50 Kgs for 3000mm of resistance lowering earth enhancement material shall be used as a back fill compound. The compound shall be tested form NABL accredited lab for low resistivity ( less than 0.12 Ohm - meter )& high conductivity in nature with carbon as a major content. ( c ) Heavy duty weather proof poly-propylene earth pit chamber with lockable Jam free lid suitable for safe working load 5000 Kgor more of size10 KV externalcable shall be rigidly supported and made out by flexible copper wires (upto 125 amp ) and by solid bus bar(>125 amp ). required.	Each	5390
39.76	Providing & Fixing of ISO Certified company made lightning conductor finial for electrical Works as per IS 2309-1989 made out of 25 mmdia.,300 mm long copper solid rod having single prong at top with 85mmdia.,3mm thick copper base plate including holes etc. complete as required.	Each	2223
39.77	Providing & Fixing lightning conductor for electrical Works as per IS 2309-1989 made out of 25 mmdia.,300 mm long G.I. solid Rod having single prong at top with 85 mm dia., 3 m thick G.I. base plate including holes etc.complete as required.	Each	1247
39.78	Riveting, sweating and soldering of copper/GI Tape with another copper/ G.I.Tape , base of the finial or any other metallic objects as required. Copper Tape	Each	69
39.79	GI Tape	Each	46
39.80	Providing & Fixing of copper tape 20 mmx3mm on parapet or surface of wall fixed with porcelain or Bakelite insulator (SP-35) in vertical/horizontal run as required. 20mmx3mmcopperstrip	Mtr	424
39.81	Providing & Fixing of G.I. tape(Hot Dipped galvanized) 20mm x 3 mm on parapet or surface of wall fixed with porcelain or bakelite insulator (SP-35) invertical/ horizontal run as required. 20mmx3mmGI.(Hotdipped)Strip	Each	60

ch

*[Signature]*

*[Signature]*

*[Signature]*

*[Signature]*

39.82	Providing & Fixing of testing joint, made out of 20mm x3mm copper Strip, 125 mm long, with 4 no. tinned brass bolts, nuts, checknuts, spring washer etc. complete as required.	Each	275
39.83	Providing & Fixing of testing joint, made out of 20mmx 3mm G.I. Strip, 125 mm long, with 4 no.G.I. bolts, nuts,checknuts, spring washer etc. complete as required.	Each	135
<b>Fans and Accessories</b>			
	Making of hole in wall (brick/stone) of required size for housing exhaust fan and making good the same,with cement plaster as required of following size:		
39.84	Upto 457 mm size	Each	282
39.85	more than 457 mm & upto 610 mm	Each	331
39.86	Fixing of fresh air fan/ exhaust fan upto size of 300mm on ply/ poly board of 6.0 mm in existing window frame Including cost of ply, cutting of hole in ply. Nut bolts etc. as required.	Each	134
39.87	Installation, testing and Commissioning of ceiling fan(any size) including wiring the down rod up to 30 cm with 3x1.5 sq.mm pvc insulated flexible copper conductor making connection testing etc. as required.		
39.88	With regulator	Each	52
39.89	With out regulator	Each	45
	Providing & Fixing of ISO Certified company made BEE Approved copper wound 1200mm sweep BLDC technology power saving ceiling fan with longer life span and low maintenance 5 star rated which can with stand on voltage fluctuations from 140 volts to 240 volts, power factor not less then 0.9, service value (CMM/W) minimum 6.85, air delivery minimum 215 CMM, speed 350 RPM ( tolerance as per IS:374 2019 )TUD less then 10%and complete with down rod up to30 cm with secondary support safety cable , cotter pin with 3x1.5 sq.mm pvc insulated flexible copper conductor making connection testing etc. as required.		
39.90	Without Remote	Each	2432
39.91	With Remote	Each	2592

al

*[Handwritten signature]*

*[Handwritten signature]*

*[Handwritten signature]*

*[Handwritten signature]*

	Providing & Fixing of ISO Certified company made BEE Star rated copper + B1053 wounded double ball bearing capacitor start, aluminum body & Metallic blade ceiling fan for electrical Works, conforming to IS:374-2019,&IS:1885-P-V-1981. with down rod up to 30 cm with secondary support safety cable (steel wire),cotton pin with 3x 1.5sq.mm pvc insulated flexible copper conductor making connection testing etc. as required.		
39.92	1200mm Sweep BEE3 Star rated (service value>=5.0 to<5.5)	Each	1572
39.93	1400mm Sweep BEE3 Star rated(service value>=5.0 to<5.5)	Each	1684
	Providing & Fixing of shackle (iron hook) made from 2 mm nominal thick CRCA sheet and bolts (2nos) of 6mm with spring washer nut, checknut & split pin as required.	Each	55
39.94	Providing & Fixing of M.S.J- hook of standard design made out of 16 mm dia. M.S. round bar and fixed with cement concrete mortar with required support as required.	Each	108
	Providing & Fixing of Double ball bearing,copper wounded capacitor start single phase metallic blade fresh air fan,in existing opening including cost of hardware,flexible 3 core copper conductor,making connections, testing etc.		
39.95	225mm sweep	Each	1043
39.96	300mm sweep	Each	1176
	Providing & Fixing of Heavyduty capacitor start, copper wound Double ball bearing 900/1400RPM single phase Exhaust fan for electrical Works, conforming to IS:2312ISI marked in existing opening including making connections testing etc.as required.		
39.97	300 mm sweep(900/1400RPM)	Each	2252
39.98	380mm sweep(900/1400RPM)	Each	3002
39.99	450mm sweep(900/1400RPM)	Each	4158
39.100	600mm sweep(700/900RPM)	Each	7571
	Providing & Fixing of ventilating fans Capacitor start, copper wounded, single phase with PVC impeller. ABS body,automatic openable louver shutter in existing opening including making connection,testing etc. as required.		
39.101	150mm sweep	Each	943
39.102	200mm sweep	Each	1036
39.103	250mm sweep	Each	1209
	Providing & Fixing of heavyduty, copper wound, Double ball bearing and with metal sturdy mesh guard; Aluminum one piece blade wall mounting oscillating type air circulator for electrical Works, conforming to IS:2997, including fixing with anchor bolts, regulator making connection testing etc.		

39.104	450mm sweep with wall Mounting and three speed regulator	Each	5181
39.105	450mm sweep with Pedestal and three speed regulator	Each	5647
39.106	600mm sweep with wall Mounting and three speed regulator	Each	6707
39.107	600 mm sweep with Pedestal and three speed regulator	Each	6882
39.108	750mm sweepwith wall Mounting and three speed regulator	Each	8036
39.109	750mm sweep with Pedestal and three speed regulator	Each	8237
	Providing & Fixing of capacitor start, copper wound, metal body, metal blade three speed wall mounting fan of following sweep with the help of anchor bolts including making connection testing etc. as required.		
39.110	400mm sweep(Oscillating type)	Each	2059
39.111	300mm sweep(oscillating type)	Each	1660

cl

~~Ant~~

sb

A

(14)



**Schedule of Rates for the FY 2024-25**

SNo.	Description	Unit	Rate
	Providing & Fixing of capacitor start, copper wound, three speed, oscillating type pedestal fan with adjustable height, conforming to IS:1169-1967 of following size with cord and plug top as required.		
39.112	400mm sweep	Each	2424
39.113	450mm sweep	Each	2616
39.114	500mm sweep	Each	3055
39.115	Providing & Fixing of extra down rod of 15mm dia. ERW (Electrical resistance welded) of 1.6mm nominal thick medium duty steel pipe including cutting, threading, drilling, fixing quarter pin etc as required.	Mtr.	132
39.116	Numbering of ceiling fans/ fixtures with approved enamel paint etc as required	Each	20
	P & F of Gravity Louver shutter of superior quality made out of frame of 18 swg M.S. sheet & Louvers made from 24 swg MS Sheet with enamel paint including cost of nuts, bolts, etc as required.		
39.117	Upto 380mm size	Each	204
39.118	above 380mm size	Each	243
	P & F of Gravity Louver shutter of superior quality made out of PVC including cost of nuts, bolts, etc as required.		
39.119	Up to 380mm size	Each	211
<b>40</b>	<b>Indoor Lighting</b>		
	Providing & Fixing of IP20S MD Mid Power LED batten type integrated light fixture made from polycarbonate/ extruded aluminum powder coated housing with in built driver, Power Consumption of 18W/20W, system lumen efficacy $\geq 120$ lm/Watt output, internal surge protection of 2.5KV with Short & Open circuit protection, THD < 10%, p.f. > 0.95, CRI > 80, life time of minimum 50000 Burning Hours with, 70% of initial Lumen maintained till life ends, CCT 3000°K / 4000°K / 5700°K / 6000°K / 6500°K (As per ANSI Bin), maximum power consumption should not more than the specified rating and Fixture shall be of BIS standard and trademark certificate (T.C.).		
40.01	4' LED Tube shape fixture 18/20 W (Polycarbonate Base)	Each	228
40.02	4' LED Tube shape fixture 18/20W (Extruded Al Base)	Each	303
40.03	2' LED Tube shape fixture 9/10 W (Polycarbonate Base)	Each	202

	<p>Providing &amp; Fixing of energy efficient direct fit (Retrofit) Polycarbonate / Extruded Al Base Housing &amp; diffuser SMD Mid Power LED tube (with integral driver), on existing fixture. Power Consumption of 18W / 20W system lumen efficacy &gt; 110lm/Watt output, internal surge protection of 2.5K, THD &lt; 15%, p.f. ≥ 0.95, CRI &gt; 80, life time of minimum 35000 Burning Hours with , 70% of initial Lumen maintained till life ends, CCT 3000°K / 4000°K / 5700°K / 6000°K / 6500°K (As per ANSI Bin) , maximum power consumption should not more than the specified rating and Fixture shall be of BIS standard and trademark certificate (T.C.).</p>		
40.04	4', 18/ 20 Watt LED Tube Without Batten (Polycarbonate base)	Each	158
40.05	4', 18/ 20 Watt LED Tube Without Batten (Extruded Al Base)	Each	252
	<p>Providing &amp; Fixing of IP40 LED Recessed/Surface Mounted, Round / Square Non-Dimmable Back lit SMD Mid Power LED Downlight with die-cast aluminum housing &amp; Heat Sink for heat dissipation with UVS tabilized non yellow Diffuser with internal/external BIS compliance 2.5 kV surge protected Isolated driver, with Short &amp; Open circuit protection, having efficiency &gt; 85% and in compliance to IEC standards. System Lumen efficacy of ≥ 120 lm / watt, THD &lt; 10%, p.f. ≥ 0.95, CRI &gt; 80, lifetime of minimum 50000 Burning Hours with , 70+B10 90% of initial Lumen maintained till life ends, CCT 3000°K / 4000°K / 5700°K / 6000°K / 6500°K (As per ANSI Bin), maximum power consumption should not more than the specified rating and Fixture shall be of BIS standard and trade mark certificate (T.C.).</p>		
<b>Recessed Mounting</b>			
40.06	LED Downlight 2/3 Watt	Each	423
40.07	LED Downlight 6/7W	Each	467
40.08	LED Downlight 9/10W	Each	561
40.09	LED Downlight 14/15W	Each	687
40.10	LED Downlight 18/20W	Each	725
<b>Surface Mounting</b>			
40.11	LED Downlight 6/7W	Each	486
40.12	LED Downlight 12/14W	Each	574
40.13	LED Downlight 18/20W	Each	763

ok

*[Handwritten signature]*

*[Handwritten signature]*

98

*[Handwritten mark]*

Providing & Fixing of IP40 LED Surface/Recessed/suspended mounting Mid power SMD type LED Light fixture made from CRCA sheet steel housing, high purity / transmissivity UV stabilized Non -yellowish diffuser for uniform light distribution. High efficiency with 2.5 KV internal/external surge protection BIS certified isolated driver having efficiency >85%, with Short & Open circuit protection and in compliance to IEC standards (Integral with light fixture).  
System lumen efficacy of > 120 lm/Watt, THD < 10 %  
p.f. ≥ 0.95, CRI > 80, life time of minimum 50000 Burning Hours with . 70% of initial Lumen maintained till life ends. CCT 3000°K /4000°K/ 5700°K/ 6000°K/6500°K (As per ANSI Bin), maximum power consumption should not be more than the specified rating and Fixture shall be of BIS standard and trade mark certificate ( T.C.).

**Recessed Mounting**

40.14	36 W LED light fixture 2'x2' with acrylic/prismatic front cover.	Each	2346
40.15	48W LED light fixture 2'x2' with acrylic/prismatic front cover.	Each	2724

**Suspended Mounting/Surface Mounting**

40.16	36W LED light fixture 2'x2' with acrylic/prismatic front cover.	Each	2535
40.17	48W LED light fixture 2'x2' with acrylic/prismatic front cover.	Each	3340

Providing & Fixing of IP20 box made out from 1.2mm thick CRCA sheet steel with depth of minimum 30mm and finished with powder coating and suitable for mounting LED tube including side covers, holders, internal wiring to illuminate the single sided connection LED tube. ( Without tube).

40.18	Suitable for 4' LED Tube shape fixture 1X18/20 W	Each	211
40.19	Suitable for 4' LED Tube shape fixture 2X18/20 W	Each	238

Providing & Fixing of IP65 IK10 rated Integrated SMD Mid power LED bulkhead type light fixture made from Pressure Die Cast Al housing suitable for mounting LED tube system (integral driver), system lumen efficacy ≥ 100lm/Watt output, THD < 15%, p.f. ≥ 0.95, CRI > 80, life time of minimum 50000 Burning Hours with . 70% of initial Lumen maintained till life ends. CCT 3000°K/4000° / 5700°K/6000°K/6500°K (As per ANSI in) , maximum power consumption should not more than the specified rating and Fixture shall be of BIS standard and trade mark certificate (T.C.).

40.20	LED BULK head luminaire 6/7 W	Each	1010
40.21	LED BULK head luminaire 9/10 W	Each	1022
40.22	LED BULK head luminaire 15W	Each	1186

*(Handwritten signatures and initials)*

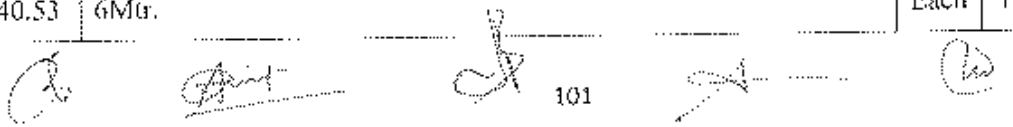
	Providing & Fixing of energy efficient/energy saving IP20 LED direct retrofit Bulb in existing holder or fixture as required with system lumen efficacy $\geq 100$ lm/ Watt output, pf0.95, CRI >70, minimum life time of minimum 25000 Burning Hours with , 70% of initial Lumen maintained till life ends, CCT3000°K/ 4000°K /5700°K /6000°K/6500°K(As per ANSI Bin), maximum power consumption should not more than the specified rating and Fixture shall be of BIS standard B1126 and trade mark certificate(T.C.).		
40.23	2/3Watt	Each	66
40.24	6/7Watt	Each	78
40.25	9Watt	Each	89
40.26	15Watt	Each	117
40.27	18/20Watt	Each	167
<b>Outdoor Lighting</b>			
	Providing & Fixing of Normal/High Output High pressure sodium vapour/Metal halide/ Halogen lamp as required complete in all respect.		
<b>HPSV Elliptical lamp Normal Output</b>			
40.28	70Watt	Each	267
<b>HPSV Tubular lamp Normal Output</b>			
40.29	70Watt	Each	267
40.30	150Watt	Each	368
40.31	250Watt	Each	396
40.32	400Watt	Each	452
<b>Metal halide lamp double ended</b>			
40.33	70Watt	Each	454
40.34	150Watt	Each	478
<b>Metal halide lamp single ended tubular</b>			
40.35	70Watt	Each	660
40.36	150Watt	Each	674
40.37	250Watt	Each	725
40.38	400Watt	Each	738

ph

Print

hd

<b>Halogen tube lamp</b>			
40.39	500Watt	Each	66
40.40	1000Watt	Each	88
	Providing & Fixing of Capacitors for power factor improvement in existing HPSV/ HPMV/ Metal halide lamp fixture as required complete in all respect.		
40.41	8mfd	Each	91
40.42	10mfd	Each	114
40.43	15mfd	Each	140
40.44	20mfd	Each	186
40.45	Providing & Fixing of Electronic ignitor suitable for HPSV/ Metal halide lamp of any rating complete in all respect.	Each	162
	Providing & Fixing of vacuum pressure impregnated copper ballast suitable for HPSV / Metal halide lamp luminaire as required complete in all respect.		
<b>For HPSV/ Metal halide lamp</b>			
40.46	70Watt	Each	889
40.47	150Watt	Each	1301
40.48	250Watt	Each	1893
40.49	400Watt	Each	2732
	Supply and erection of M.S .Galvanized Octagonal pole (as per BSEN 40-3-3:2003/BSEN10025/IS2062/IS:875Part-1-2015/ for MS plate for base flange) of following length and dimension with base plate on the cement concrete foundation of M-20 grade 1:1.5:3) as per IS-456/ IS-2911.with the help of anchor bolts of grade 6.8 (IS: 1367 P III ).		
	Octagonal MS Poles made of S-355JO grade steel sheet, folded length wise to obtained Octagonal shape, having single longitudinal seam weld and hot dipped galvanised internally & externally in accordance with IS2629.		
40.50	3Mtr.	Each	6037
40.51	4Mtr.	Each	7575
40.52	5Mtr.	Each	9437
40.53	6Mtr.	Each	10975



40.54	7Mtr.	Each	12841
40.55	8Mtr.	Each	14872
40.56	9Mtr.	Each	19294
40.57	10Mtr.	Each	22130
40.58	11Mtr.	Each	29335
40.59	12Mtr.	Each	33831
	Supply, Erection and Fixing of hotdippedgalvanisedM.S.Overhang (48.3 X 3.25 mm) with cap (400 x 88.9 / 114.3 x 3.25 mm) over the existing poles.		
40.60	Single arm overhang	Mtr.	885
40.61	Double arm overhang	Mtr.	1558
	Supply and erection of MS swaged tubular pole conforming to IS:2713-1980 (part I toII) with galvanised base plate in position including excavation of the pit and filling the same with C.C. of M-20 grade (1:1.5:3) from base plate to 50 cm above ground level, with the help of steel frame not less than 40 cm dia up to 114.3 mm outer dia and 50 cm beyond 114.3mm outer dia around the pole. Duly finished with cement plaster, earthing terminals, cable entry, GI cable sleeve complete as required.		
40.62	7.5Mtr.(410SP-5)	Each	6798
40.63	8.5Mtr.(410SP-17)	Each	7410
40.64	9.0Mtr.(410SP-28)	Each	9538
40.65	10Mtr.(410SP-42)	Each	11760
40.66	11Mtr.(410SP-51)	Each	13643
40.67	12Mtr.(410SP-59)	Each	16337
	Supply and fixing of MS Overhang of following size over the existing poles. Overhang shall be painted with two coat of red oxide primer and two quote of enamel paint of silver colour.		
40.68	76.1mm ODx3.25mm thickness	Mtr.	495
40.69	88.9mm ODx3.25mm thickness	Mtr.	673
40.70	114.3mm ODx3.65mm thickness	Mtr.	885

	Supply installation testing & Commissioning high mast lighting system (as per PLG 07 of ILP UK technical report no7 of ILP/UK/IS:875 Part-1- 2015 /BSEN10025/and IS:2062 )consisting of totally hot dip galvanised by single dipped method high mast,lantern carriage suitable for upto 12 nos luminaries with welded arm (excluding luminaires), mast head frame assembly with full cover, including 1 No. LED 15 Watts aviation obstruction lights,double drum type self sustaining winch, integral power tool accessible from door with padlocking arrangement ( winch motor with control circuit) hot dipped galvanised heavy duty pipe lightening final , S.S.ropes (AISI316,7/19 construction), EPR insulated PCP sheathed trailing cable, including outdoor type control panel for auto on / off, reverse / forward motor operation and CC foundation of M - 25 grade complete as required as per IS 456/IS 2911.		
40.71	12.5Mtr HM (in 2 section)	Each	1E+05
40.72	16.0Mtr HM (in 2 section)	Each	2E+05
40.73	20.0Mtr HM (in 2 section)	Each	3E+05
40.74	25.0Mtr HM (in 3 section)	Each	3E+05
40.75	30.0Mtr HM (in 3 section)	Each	4E+05
40.76	Providing & Fixing of IP-65 Protected LED aviation obstruction light luminaire comprising of die cast aluminum alloy housing with Polycarbonate enclosure having more than 200 Nos Low Power LED's having minimum power consumption 15 watts complete in all respect.		
40.77	aviation obstruction LED light luminaire Min. 15 Watts	Each	4823
	Providing & Fixing IK 10 IP-65 protected Top/Bottom mounted LED Post top Light system. Fixture made of powder coated die cast aluminum housing with UV stablized PC diffuser. The System level Luminous efficacy >90 Lumen/W. SMD LEDs is to be used, System RI>70, CCT:3000/4000/6500K. The integral electronic driver must be potted & has a unique BIS R number must be potted & has a unique BIS R number constant current and Internal/ external surge protection device of min. 4KV (L-N) and efficiency > 85%, PF>0.9, THD<2.0% and input Voltage range of 90-270V AC at 50Hz. System life of 30000 Burning hours with 70% of Initial Lumens maintained Light output in Cool white or Warm White Colour.		
40.78	25W LED Post Top Fixture	Each	5679
40.79	30W LED Post Top Fixture	Each	5980
40.80	40 W LED Post Top Fixture	Each	6811
40.81	45 W LED Post Top Fixture	Each	7113

	Providing & Fixing of IK07 IP-66 protected high power LED flood light system with Pressure die cast aluminum housing LM6/ADC12 material, toughened glass diffuser with suitable lenses on LED to achieve various beam angles, 240 volt, 50Hz, of high power LED lamps. Integrated driver must be potted & has a unique BIS R number shall be high efficiency having efficiency more than 85 % and in compliance to BIS certified and T.C. certificate. The System level Luminaire efficiency $\geq$ (20 lm/watt with High Power LEDs is to be used . LED driver Input Voltage AC 120 V to 270 V AC with High voltage Cut off @ $\geq$ 300V AC and Auto resetting Safety. Input Frequency 50Hz $\pm$ 3%, Power Factor $>$ 0.95, driver Efficiency $>$ 85%, THD(I) $\leq$ 10%, driver current $\leq$ 1000 mA .		
40.82	High Power LED Flood Light 30W	Each	2462
40.83	High Power LED Flood Light 50W	Each	4273
40.84	High Power LED Flood Light 70W	Each	5849
40.85	High Power LED Flood Light 80W	Each	6302
40.86	High Power LED Flood Light 100W	Each	7812
40.87	High Power LED Flood Light 120W	Each	10897
40.88	High Power LED Flood Light 150W	Each	11651
40.89	High Power LED Flood Light 180W	Each	19955
40.90	High Power LED Flood Light 200W	Each	21530
40.91	High Power LED Flood Light 240W	Each	27569
40.92	High Power LED Flood Light 300W	Each	29144
40.93	High Power LED Flood Light 350W	Each	35183

ek

Print

*[Handwritten signature]*

*[Handwritten mark]*



	Providing & Fixing of IK07 IP 66 protected LED Street Light Luminaire on existing bracket/pole. Fixture made of powder coated single piece pressure die cast aluminum LM6/ADC12 material with heat dissipation housing with UV stabilized PC/ Toughened Glass cover (UV stabilization report submitted for UV cover) and secondary lens on each LED & should be SMD type. The System level Luminaire efficacy >=120 lm/ wt with High Power LEDs is to be used and potted driver must be potted & has a unique BISR number with Input Voltage AC120to270VAC with High voltage Cutoff @>=300VAC and Auto resetting Safety Input Frequency 50Hz±3% Power Factor >0.95 driver Efficiency>85%, THD(I)<10% Humidity 10% to 90% RH Working Temp -5C to 45C. driver current <1000mA shown in LM79 report. The luminaire shall be BIS certified and T.C. certified. Life Expectancy Equal or more than 50000 burning hrs with Minimum 70% lumen maintained, color Rendering Index >70 and CCT 5700K-1355K. Surge protection shall be min > 4 KV internal and min 10 KV external.		
40.94	LED Street Light fixture 20 Watt	Each	1792
40.95	LED Street Light fixture 30 Watt	Each	2396
40.96	LED Street Light fixture 45 Watt	Each	4283
40.97	LED Street Light fixture 60 Watt	Each	4661
40.98	LED Street Light fixture 70 Watt	Each	5104
40.99	LED Street Light fixture 90 Watt	Each	7368
40.100	LED Street Light fixture 100 Watt	Each	8501
40.101	LED Street Light fixture 120 Watt	Each	9321
40.102	LED Street Light fixture 140 Watt	Each	10453
40.103	LED Street Light fixture 150 Watt	Each	10831
40.104	LED Street Light fixture 180 Watt	Each	11651
40.105	LED Street Light fixture 210 Watt	Each	19200
40.106	Providing and fixing of fuse box size 250(H) x 200(W) x 150(D) mm fabricated of 1.6mm MS sheet with hinged cover, dust and vermin proof, rubber gasket, locking arrangement, duly holded with 2 nos pole clamps of 20 mm x 3 mm flat with nut and bolts, complete with anti corrosive treatment, finished with two coat of approved enamel paint. The box shall be provided with 2/4 no copper busbar 125x20 x 3 mm with brass screws suitable supports, earth terminal, inter connection, knockouts for 20/25 mm cable gland, 1 no. 16 Amp kitkat fuse complete in all respect.	Each	1585

*Ch*

*Ant*

*J*

*A*

*ho*

	Providing and fixing of IP65 protected Polycarbonate/ Polyesterene fuse box moulded with inside knock outs of following size with hinged cover, transparent window, PU gasket, locking arrangement, duly holded with 2 nos. pole clamps of 20 mm x 3 mm flat with nut and bolts, The box shall be provided with Din rail, 4 / 8 way 10.0 / 16.0sq.mm heavy duty connector, earth terminal, complete in all respect.		
40.107	125mmX200mmX122mm	Each	1254
40.108	160mmX225mmX100mm	Each	1519
40.109	200mmX200mmX122mm	Each	2014
40.110	225mmX225mmX100mm	Each	2510
	Providing & Fixing of thermoplastic Polycarbonate cable junction boxes with IP66 rating of protection & knock out for cable entry/out of following sizes including clamps for holding the box, including cost of DIN rail for MCB mounting, 10 Sqmm 4 pole connectors for cables terminats, threaded cable glands made of polyamide material etc. complete in all respect.		
40.111	175mmX150mmX100mm	Each	495
40.112	300mmX200mmX125mm	Each	660
	Providing & Fixing of Street light bracket made out from following size of 'B' class, Medium class G.I.Pipe conforming to IS: 1239P-1 (2004) with heavy duty pole clamp, Saddles suitable fasteners etc. as required.		
40.113	20mm Dia.	Mtr.	178
40.114	25mm Dia.	Mtr.	220
40.115	32mm Dia.	Mtr.	271
40.116	40mm Dia.	Mtr.	290
	Providing & Fixing of IP-65 protected impact resistant polycarbonate / Polyesterene enclosures with knock out for cable entry/out including fixing with nut, bolt, fastener etc as required complete in all respect of following sizes.		
40.117	180x180x91mm	Each	858
40.118	250x200x115mm	Each	991
40.119	300x450x132mm	Each	1717
40.120	320x440x179mm	Each	2351
40.121	320x640x179mm	Each	3566

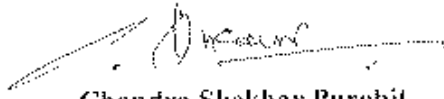
*dh*

*Print*


*[Signature]*

*[Signature]*

*(h)*



**Chandra Shekhar Purohit,  
Sr. Account  
Officer(LVP)**




**Amit Ranjan, Executive  
Engineer (Galugi Complex),  
Dehradun**



**Digvijay Singh,  
General Manager (Design),  
Dehradun**



**A.K. Singh,  
General Manager,  
(Bhagirathi Valley)**



**Himanshu Awasthi,  
Executive Director (E&M),  
Dehradun**

